

NEVADA REAL-TIME LABOR MARKET INFORMATION



Douglas County
12-Months Ending August 2016



The Nevada Department of Employment, Training and Rehabilitation is a proactive workforce & rehabilitation agency



Executive Summary

- ❑ From September 2015 – August 2016, there were 3,300 job postings.
 - ❑ The most recent employment numbers from the QCEW program (IIIQ:2015 - IQ:2016) show an increase of 630 jobs from IIIQ:2014 – IQ:2015. In contrast, over the same period, there were 2,900 job postings.
- ❑ In 2016 year-to-date, weekly wages in Nevada averaged \$790.
- ❑ The industries with the largest volume of job ads were: traveler accommodation, special food services, and restaurants/other eating places.
 - ❑ Traveler accommodation came in at 580 ads from September 2015 – August 2016.
 - ❑ Using the most recent data from QCEW (2015) there was a year-over-year increase of 150 jobs in the traveler accommodation industry.
- ❑ During the last 12 months ending in August, there were 1,900 full-time postings (87.1% of the total) and 280 part-time postings.





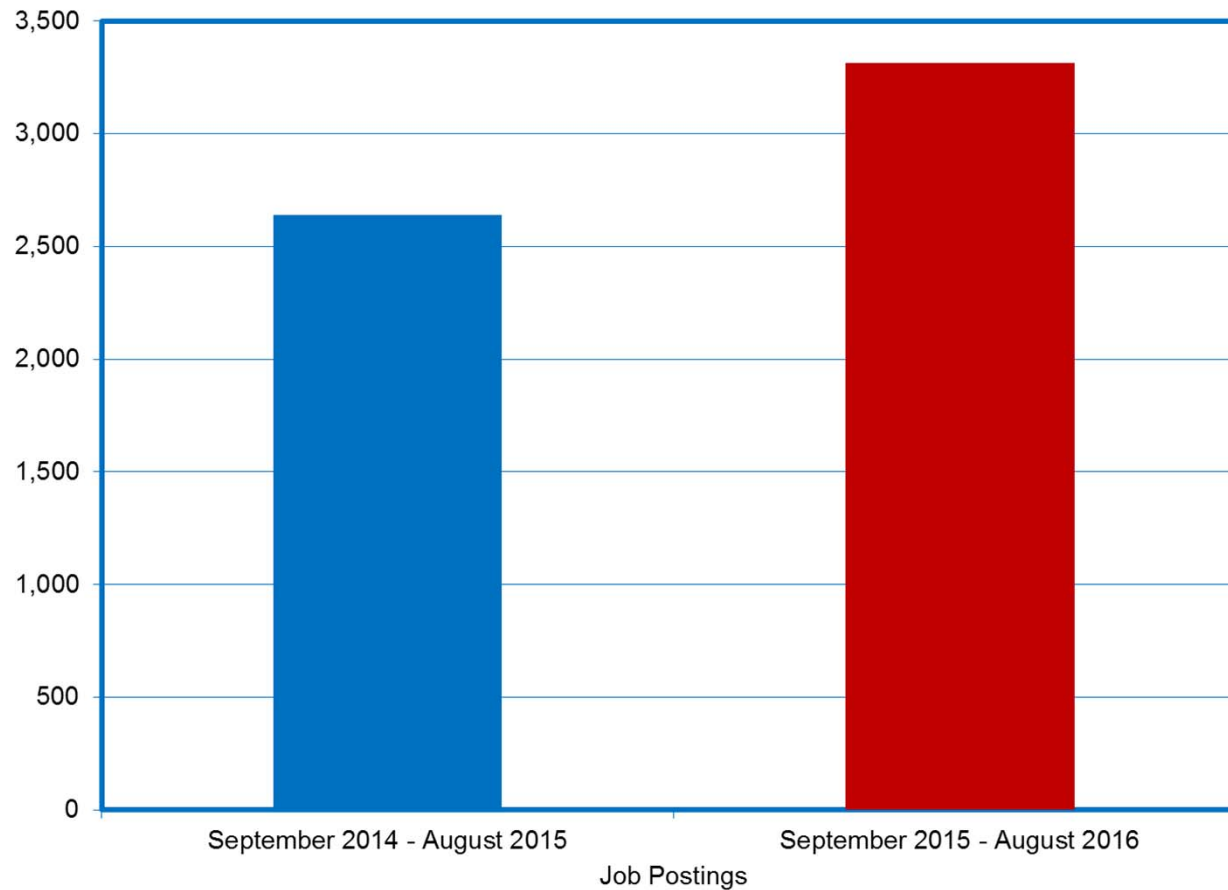
Executive Summary Continued

- ❑ The occupation with the largest volume of ads was heavy/tractor-trailer truck drivers, with 160 job postings.
- ❑ The employer with the most job postings was Caesar's Entertainment, with 320 ads.
- ❑ There are significant limitations in the use of online job postings. For a list of these limitations see the second to last page of this report.



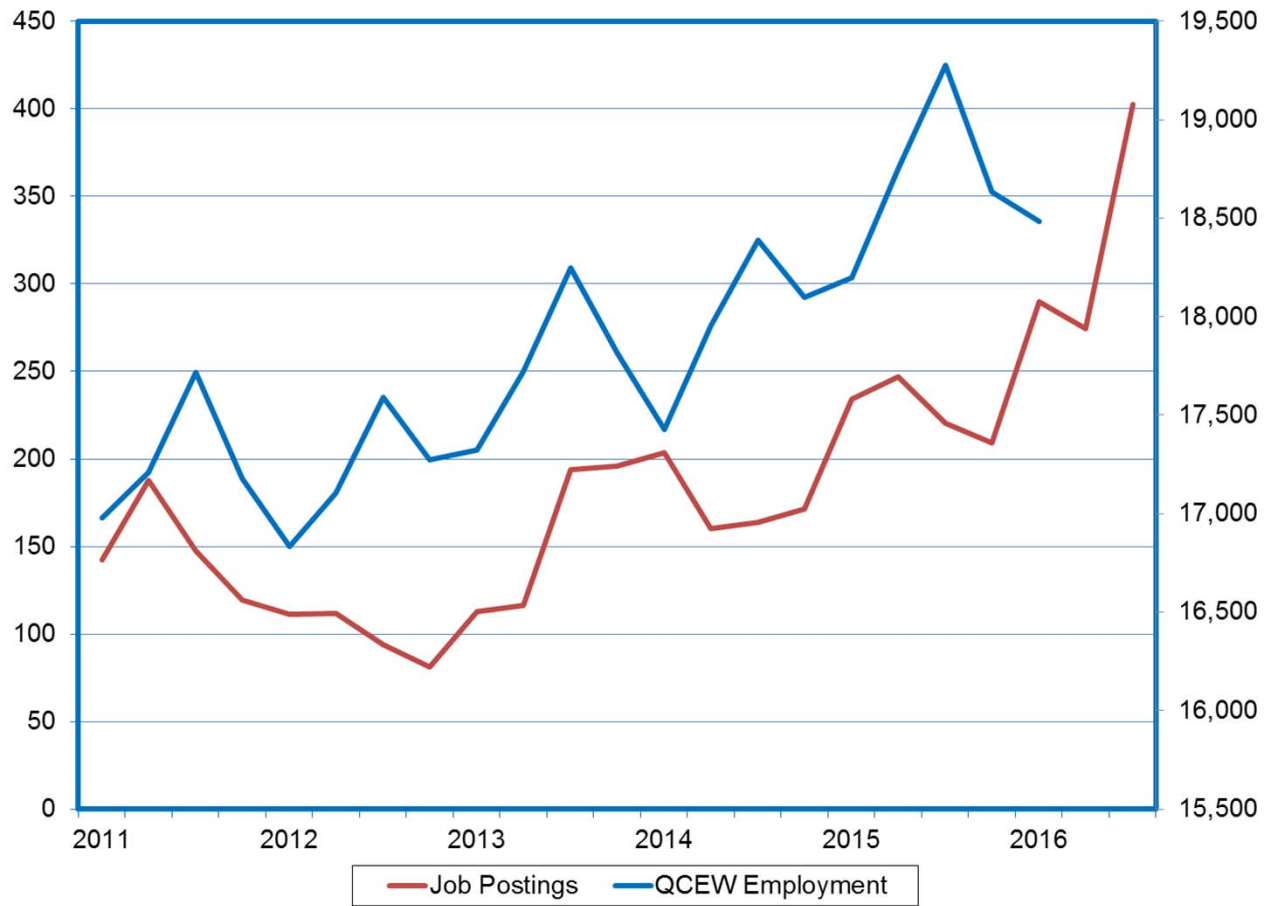
3,300 Total Job Ads from September 2015 – August 2016

Job Postings



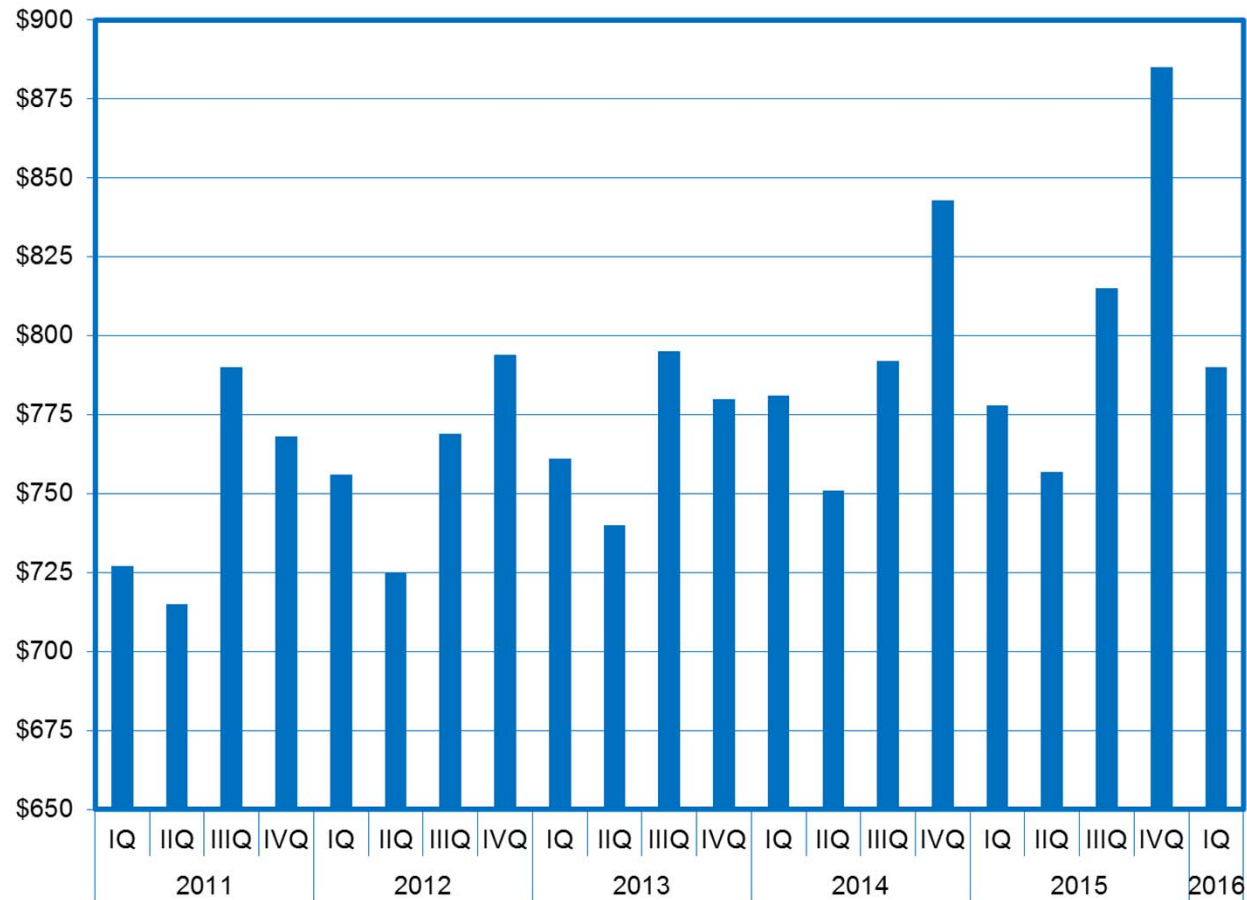
630 Jobs Added in Year Ending IQ:2016 (Y-O-Y); 2,900 Job Postings During Same Period

QCEW Employment Data vs. Burning Glass Job Postings



Average Weekly Wage of \$790 in 2016 Year-to-Date (IQ:2016)

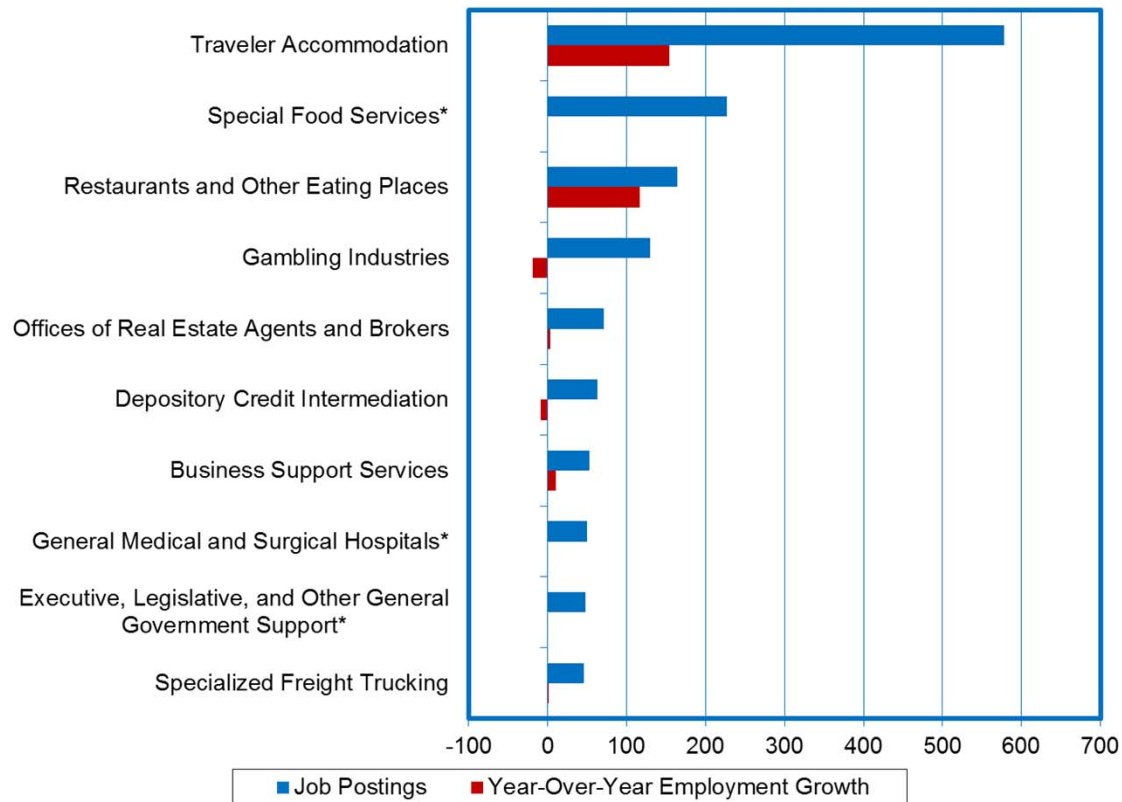
Quarterly Census of Employment and Wages Data



The Nevada Department of Employment, Training and Rehabilitation is a proactive workforce & rehabilitation agency

580 Postings in Traveler Accommodation; Meanwhile, 150 Jobs added in Year Ending IQ:2016 (Y-O-Y)

Top Industries; QCEW Employment Data vs. Burning Glass Job Postings



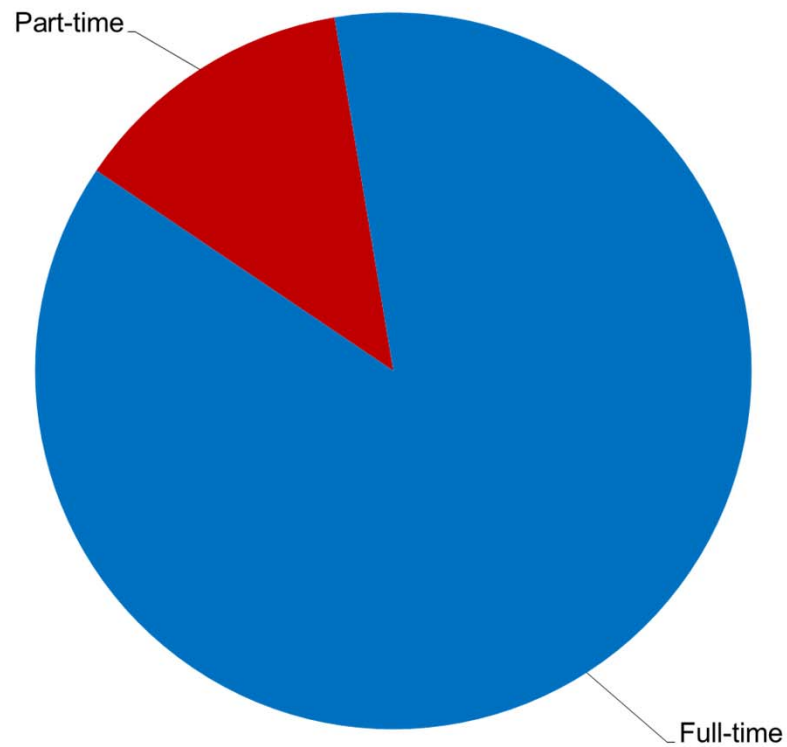
61.2% of job postings included industry information.

* QCEW employment information not available



1,900 Full-Time Ads, 280 Part-Time Ads

Full-Time and Part-Time Job Postings

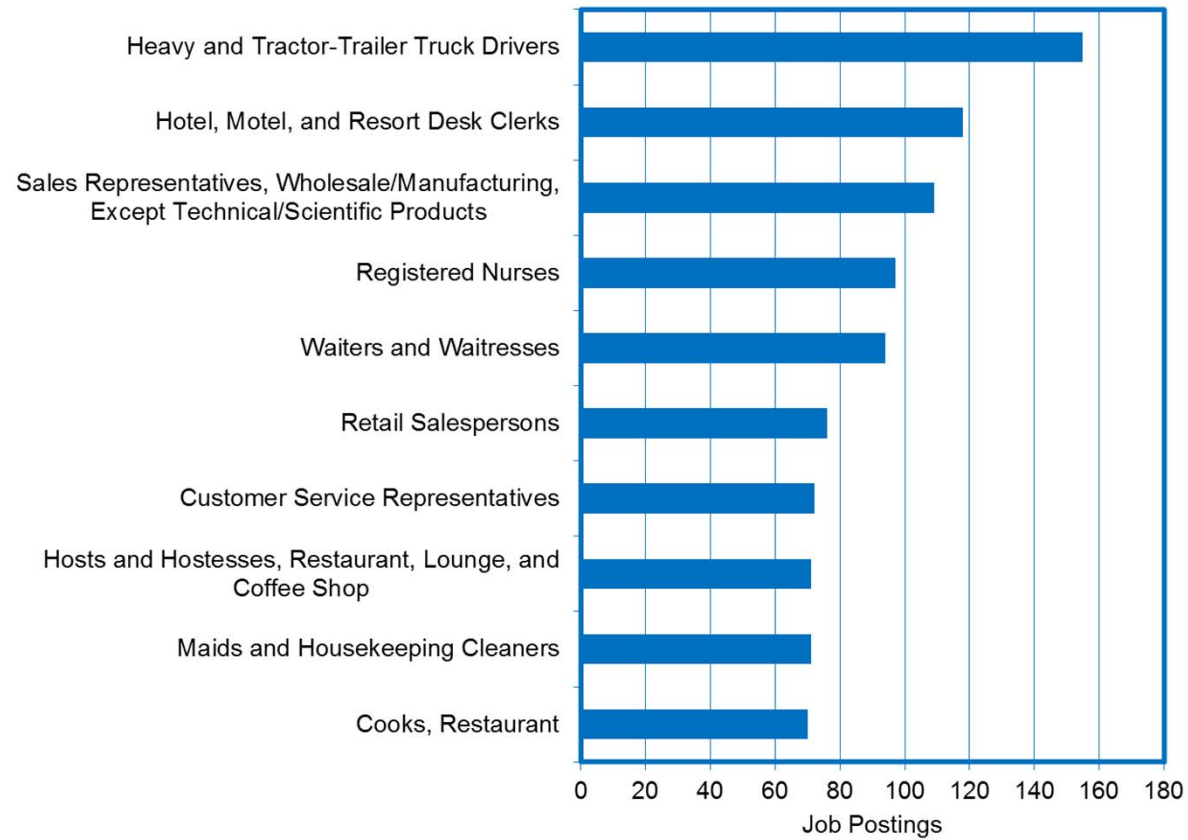


64.4% of job postings specified whether the position was full-time or part-time



160 Heavy/Tractor-Trailer Truck Driver Job Ads

Top Occupations

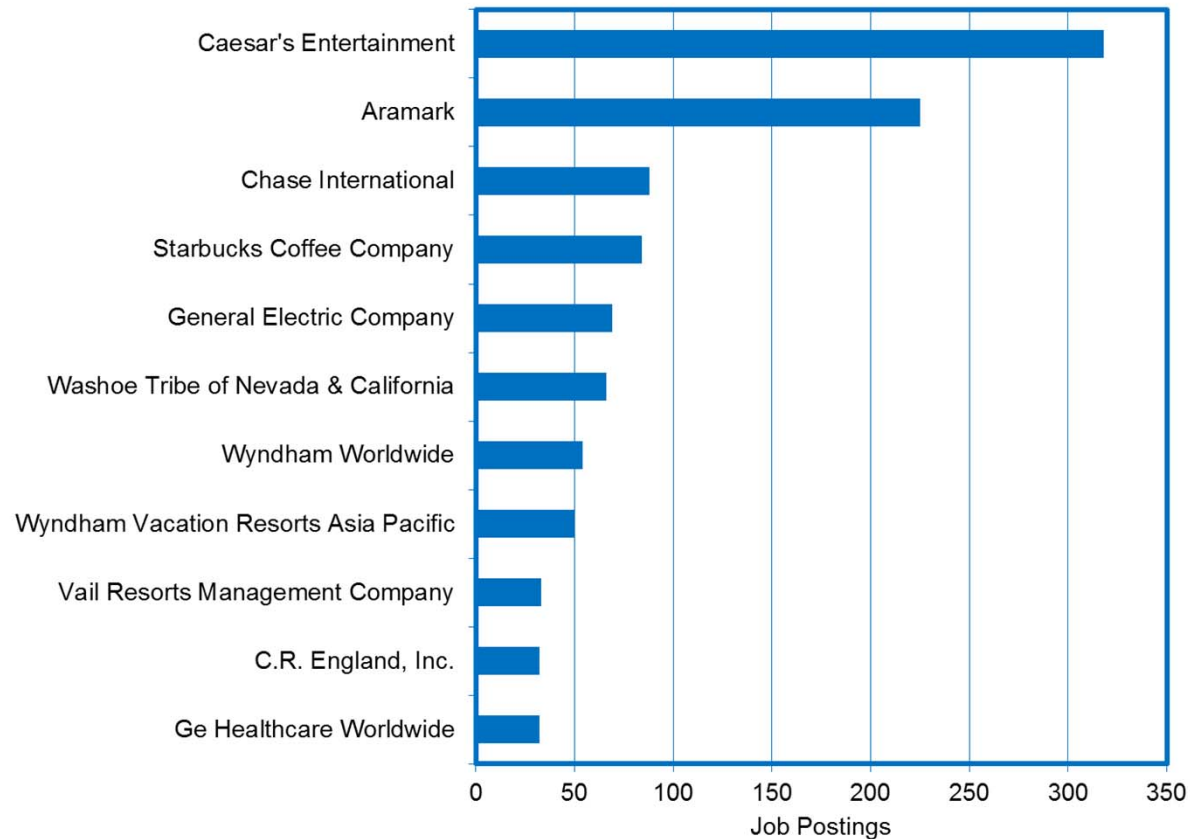


96.6% of job postings specified an occupation



Caesar's Entertainment posted 320 Ads

Top Employers



62.0% of job postings specified an employer





Limitations

- ❑ Jobs requiring low skills/low wages tend to use alternative methods of attracting job seekers and are under-represented in online ads.
- ❑ Internal company hiring and union hiring are often not captured by online ads.
- ❑ Online job posting volume does not necessarily correlate with the level of job openings or hiring.
- ❑ The percentage of job postings that specify a certification is small, limiting how representative the data is.
- ❑ Algorithmic ad parsing can lead to miscoding occupations and skills due to similarities between abbreviations and other letter combinations, etc.
- ❑ In online job postings Burning Glass reports licenses and certifications together.
- ❑ The mean salary data in job postings reflects the salary listed by employers in job postings, adjusted to be equivalent to a full-time, annual wage. If a salary range is specified, the median of the range used.
- ❑ High ad volume often occurs for occupations/industries that are having difficulty finding qualified candidates, high turnover positions/recurring openings, or when companies are building large candidate pools.
- ❑ Online job postings should only be used with caution when developing/analyzing time series trends due to the constant changes in the rate of online advertising usage and in the methods used for collecting the data.





For Additional Information, Please Contact

Nevada Department of Employment, Training and Rehabilitation Research and Analysis Bureau

Bill Anderson
Chief Economist
wdanderson@nvdeetr.org

Christopher Robison
Supervising Economist
c-robison@nvdeetr.org

Chelsea Schmitt
Economist
cmschmitt@nvdeetr.org

(775) 684-0450
<http://www.nevadaworkforce.com>
follow us on Twitter @nvlabormarket

Silver State Solutions is Nevada's employment, career, and education resource. Powered by Burning Glass Technologies, it provides career guidance, a real-time job bank and personalized employment matching for jobseekers and offers a searchable workforce database for businesses looking for qualified candidates. Within Solutions' suite of tools is the Labor Insight application, which generates real-time labor market information via current assessments of online job posting activity.



The Nevada Department of Employment, Training and Rehabilitation is a proactive workforce & rehabilitation agency