

# NEVADA REAL-TIME LABOR MARKET INFORMATION



## Logistics and Operations Sector 12-Months Ending December 2016



# Executive Summary

- ❑ From January 2016 – December 2016, there were 11,000 online job postings in Nevada’s logistics and operations sector.
  - ❑ The most recent employment numbers from the QCEW program (2016:IIQ) show an increase of 3,600 jobs over-the-year. In contrast, over the same period, there were 10,600 online job postings.
- ❑ During the last 12 months, ending in December, there were 4,400 full-time postings (87.7% of the total) and 620 part-time postings. The Current Population Survey data shows 77% of current employment in all Nevada’s industries is full-time.
- ❑ For year ending 2016:IIQ logistics and operations weekly wages in Nevada averaged \$1,000.
- ❑ The industries with the largest volume of online job ads were: general freight trucking, courier/express delivery services ,and specialized freight trucking.
  - ❑ General freight trucking came in at 1,400 ads from January 2016 – December 2016.
  - ❑ Using the most recent data from QCEW (2016:IIQ) there was a year-over-year increase of 300 jobs in the general freight trucking industry.



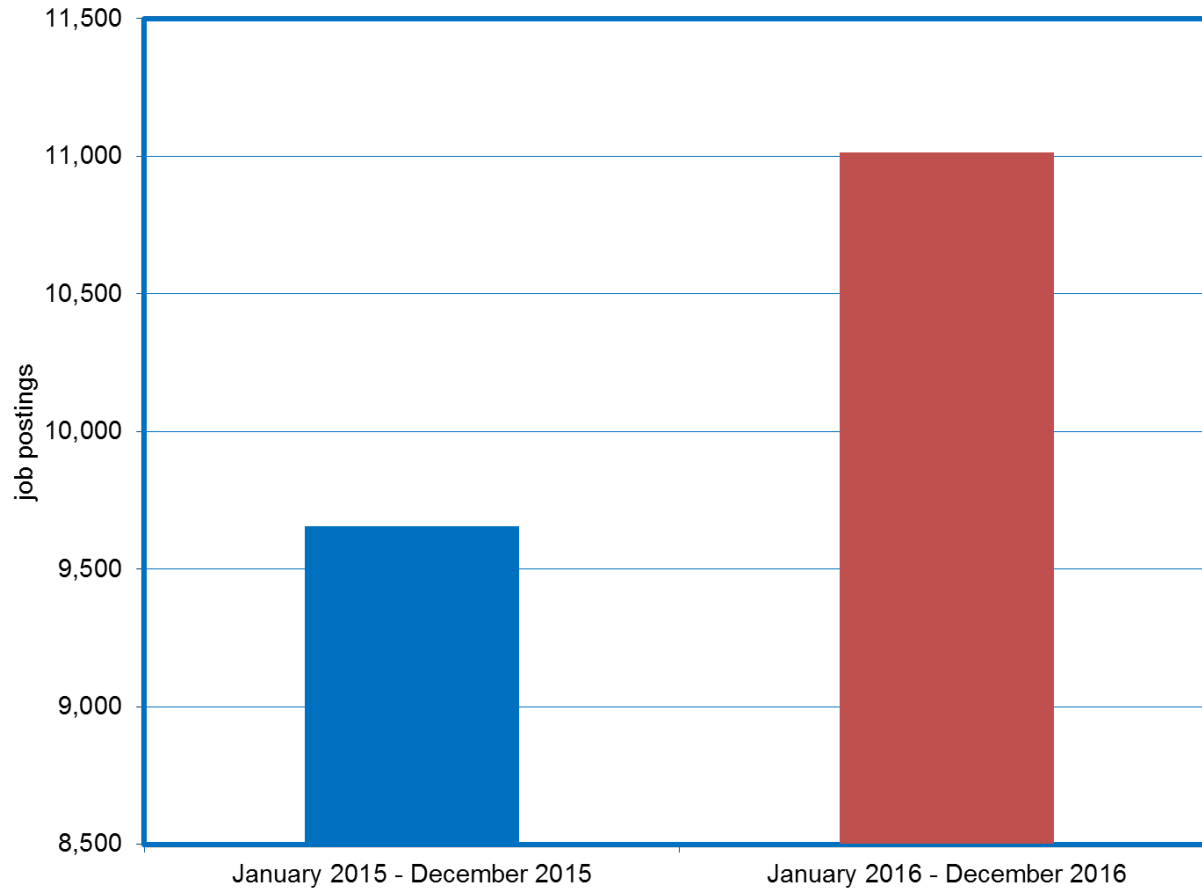
# Executive Summary Continued

- ❑ The occupations with the largest volume of job ads were: heavy/tractor-trailer truck drivers, hand laborers for freight/stock/material movers, and light truck or delivery services drivers.
  - ❑ Heavy/tractor-trailer truck drivers came in at 4,900 ads from January 2016 – December 2016.
  - ❑ The most recent data from Occupations Employment Statistics (OES) shows there were 7,000 heavy/tractor-trailer truck drivers jobs reported in 2016.
- ❑ The specialized skills with the largest volume of job ads were: customer service, scheduling, and Microsoft Excel.
- ❑ The baseline skills with the largest volume of job postings were: physical demand, communication skills, and writing skills.
- ❑ The employer with the most online job postings was Swift Transportation with 240 ads.
- ❑ There are significant limitations in the use of online job postings. For a list of these limitations see second to last page of this report.



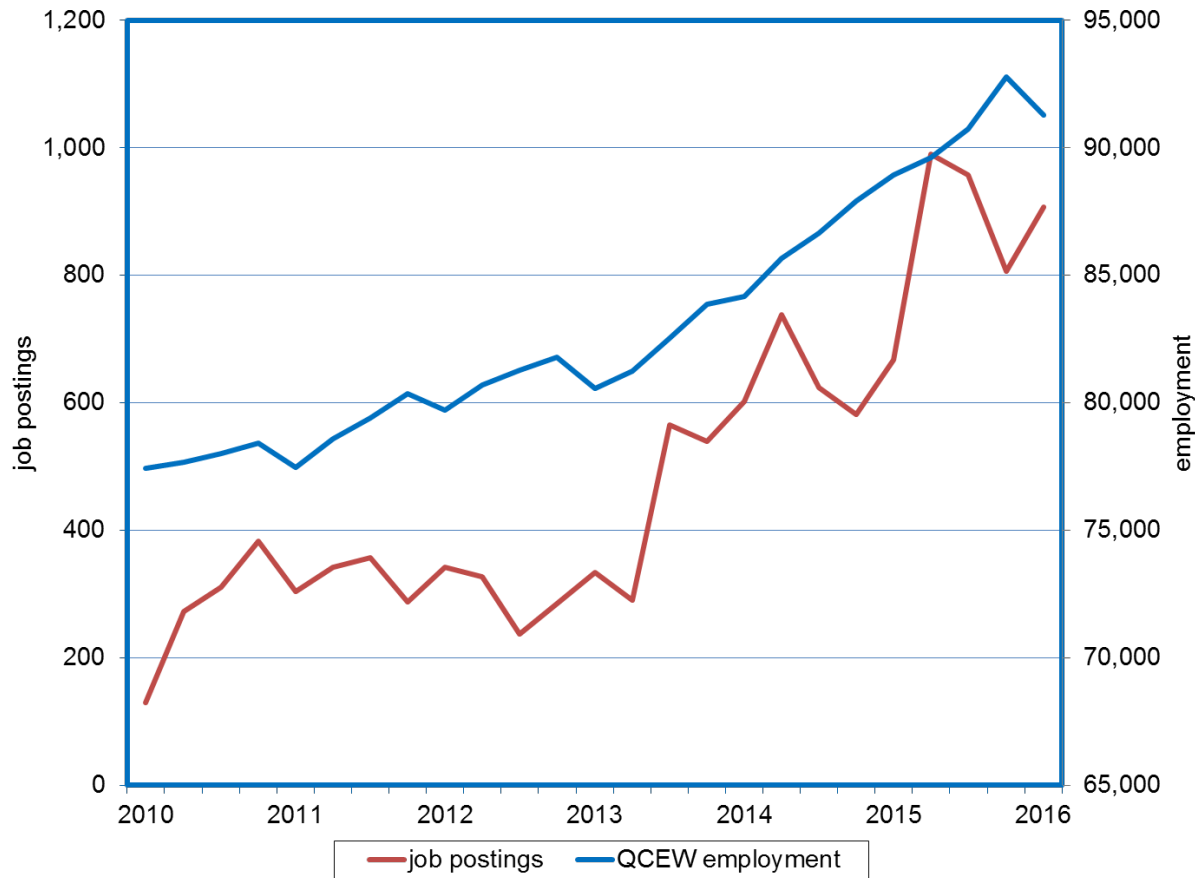
# 11,000 Total Job Ads from January 2016 – December 2016

Job Postings



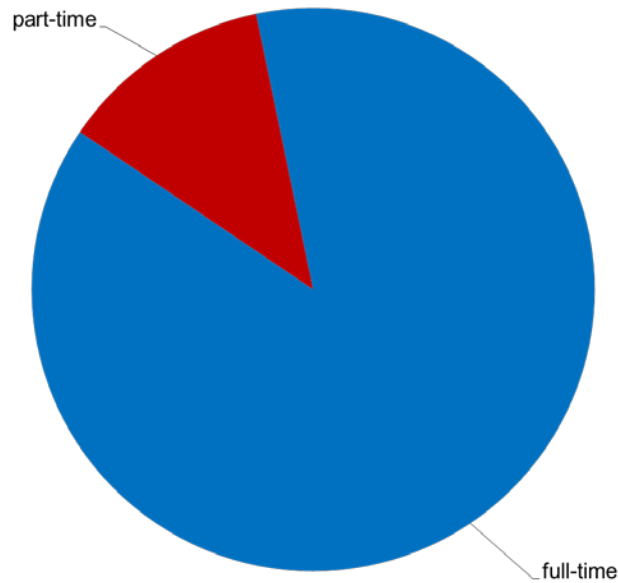
# 3,600 Jobs Added in 2016:IIQ (Y-O-Y); 10,600 Online Job Postings During Same Period

## QCEW Employment Data vs. Silver State Solutions Job Postings

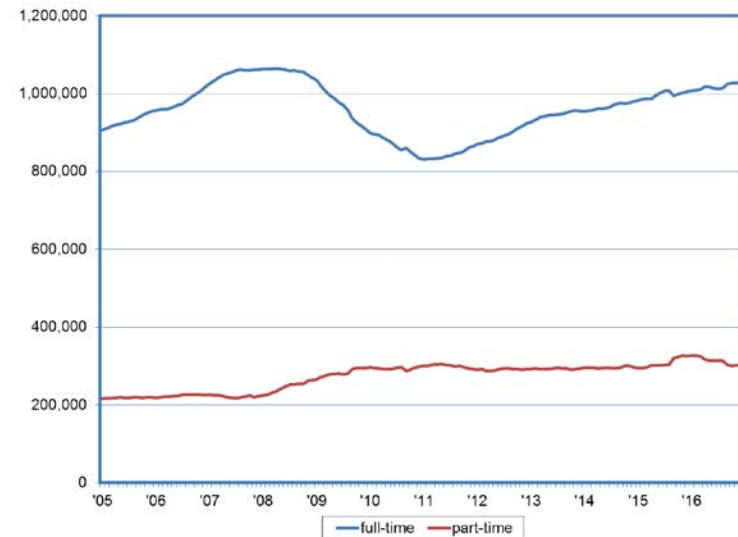


# 4,400 Full-Time Ads, 620 Part-Time Ads: Meanwhile, 77% of Employment is Full Time in Dec.

Full-Time and Part-Time Job Postings; Silver State Solutions Data vs Current Population Survey Employment Data



Online Job Postings  
(Includes logistics and operations industries)



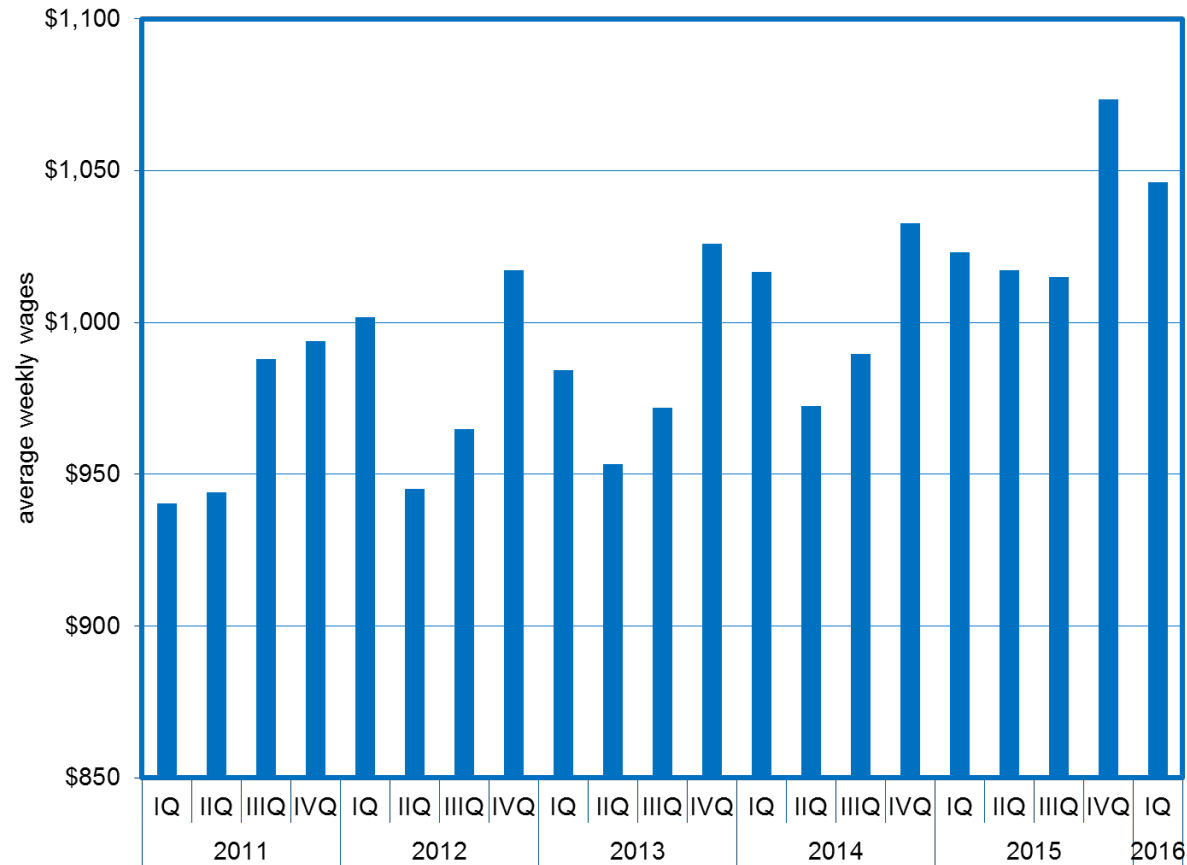
Current Population Survey  
(Includes all industries)

*45.5% of job postings specified whether the position was full-time or part-time*



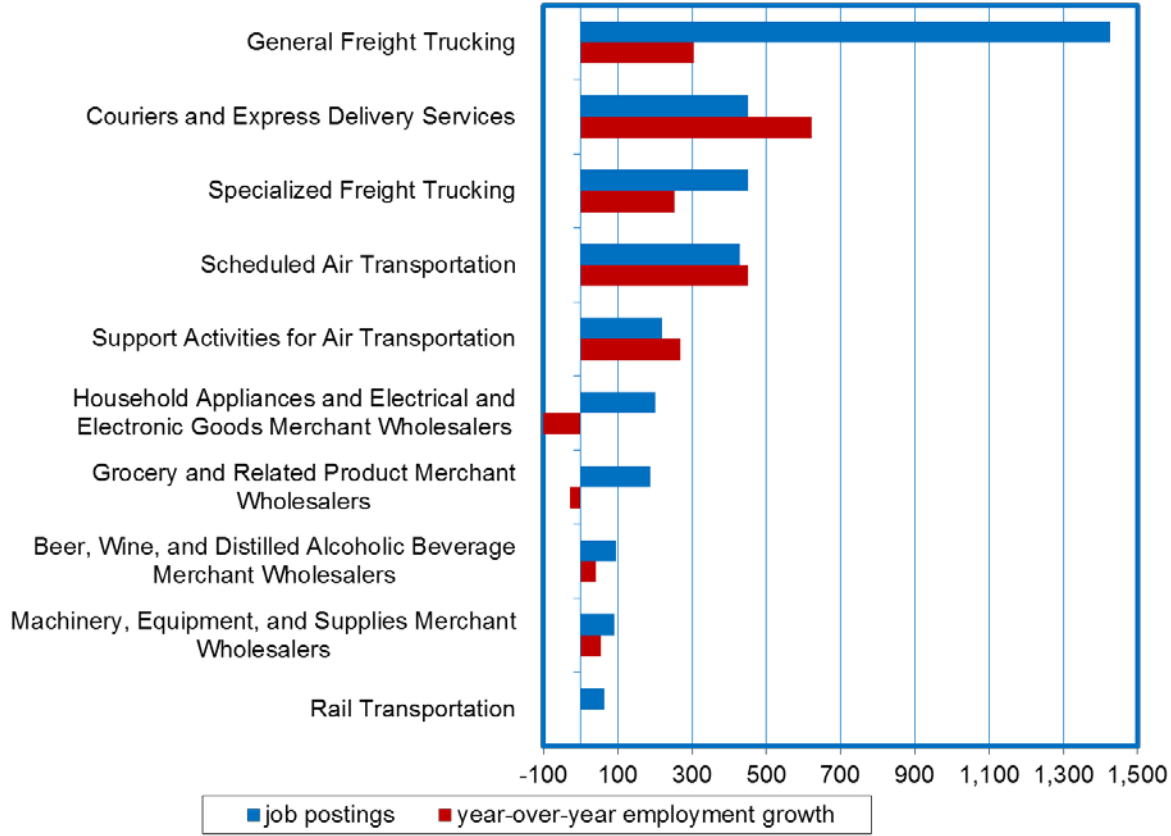
# Average Weekly Wage of \$1,000 Year ending 2016:IIQ

Quarterly Census of Employment and Wages Data



# 1,400 Postings in General Freight Trucking; Meanwhile, General Freight Trucking Gained 300 Jobs in Year Ending 2016:IIQ (Y-O-Y)

Largest Industries; QCEW Employment Data vs. Silver State Solutions Job Postings



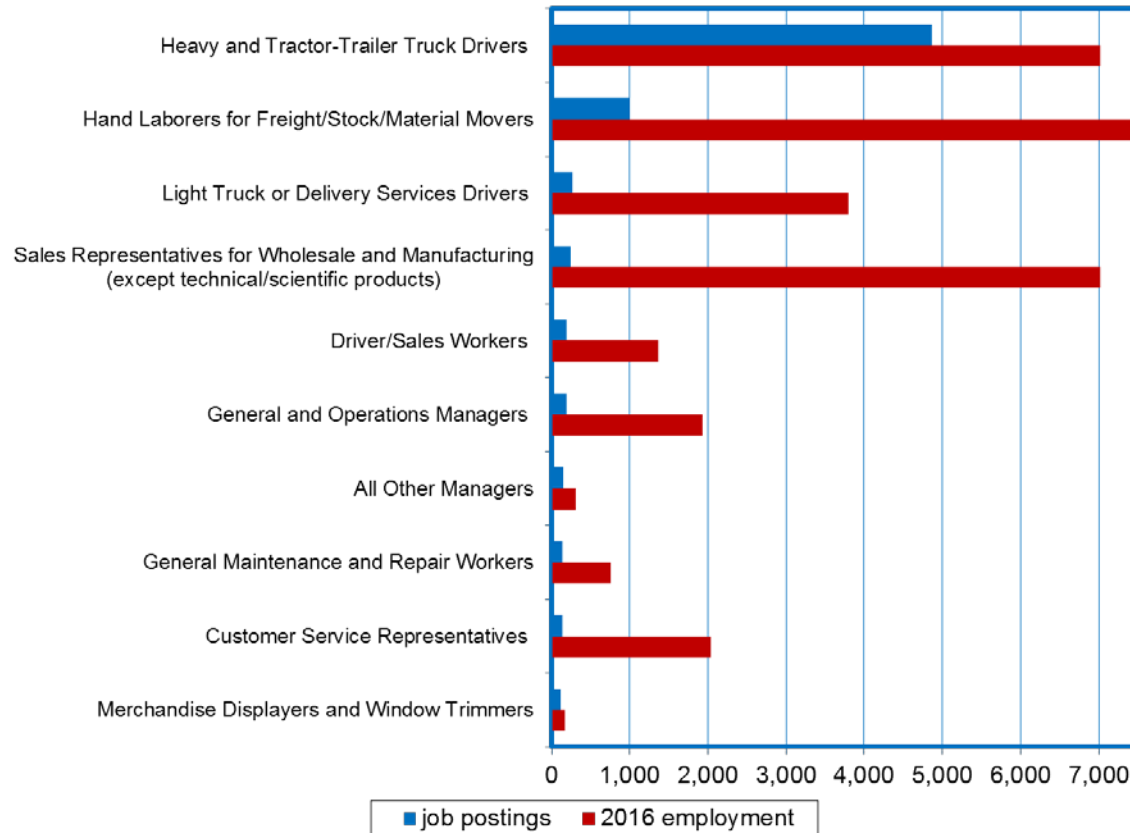
37.6% of job postings specified industry information





# 4,900 Heavy/Tractor-Trailer Truck Drivers; Meanwhile, Employment registered at 7,000 in 2016

Largest Occupations in Demand; Silver Sate Solutions Data vs OES Employment Data

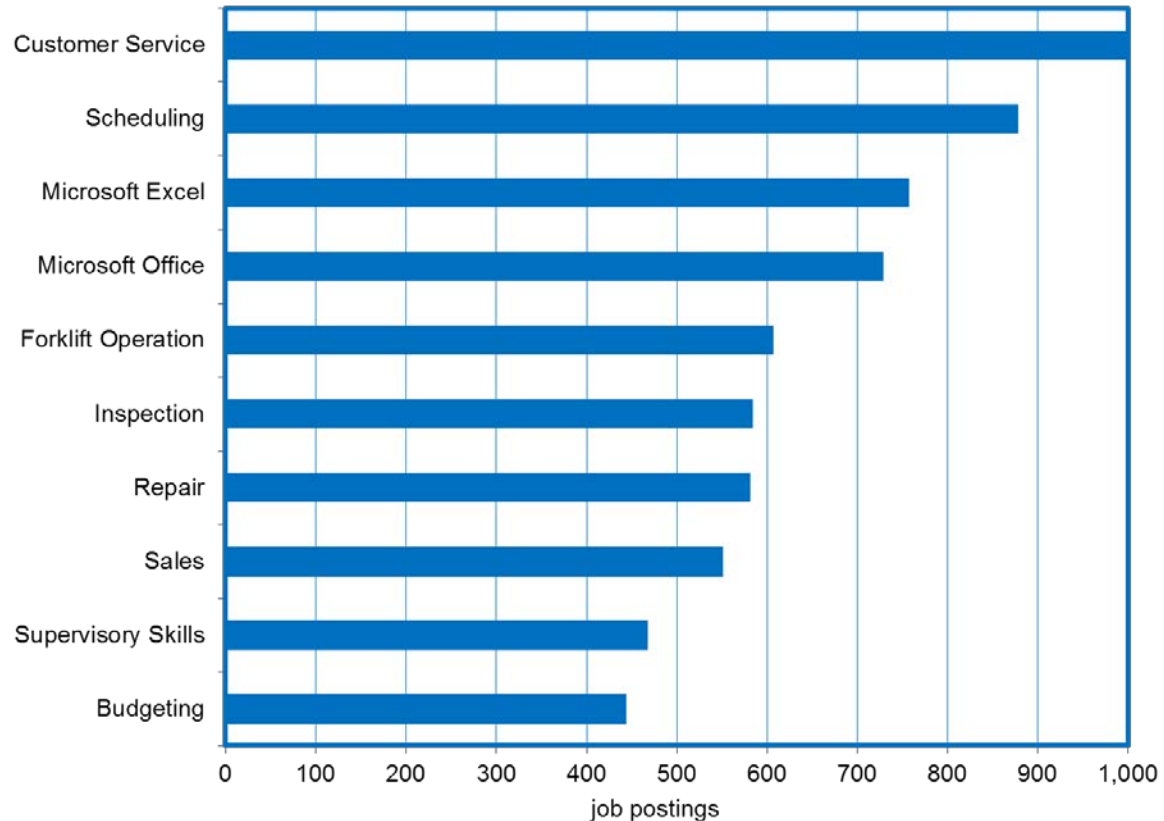


97.6% of job postings specified an occupation



# Customer Service Skills requested in 1,000 Job Ads

## Most Requested Specialized Skills; Silver State Solutions Data

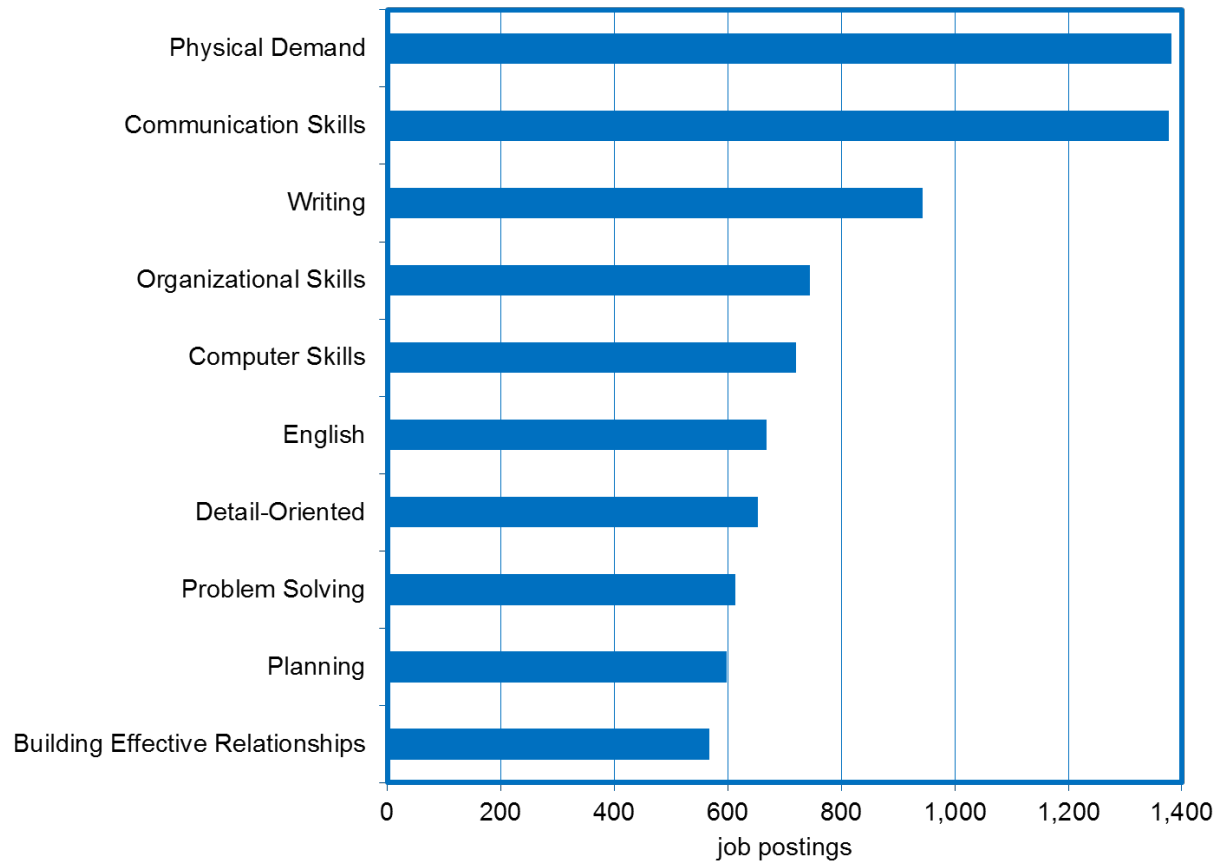


*42.4% of job postings specified specialized skills information*



# Physical Demand Skills requested in 1,400 Job Ads

## Top Baseline Skills; Silver State Solutions Data

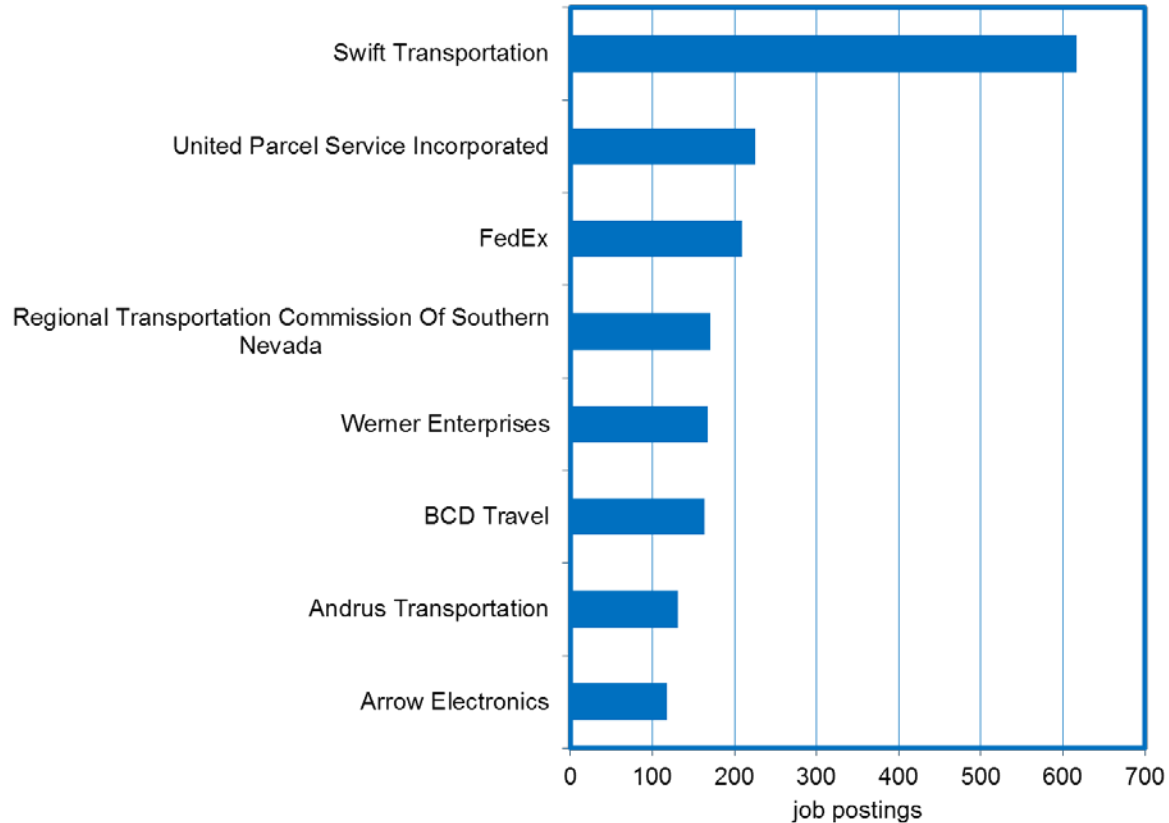


*42.4% of job postings specified baseline skills information*



# Swift Transportation posted 620 Ads

Top Employers; Silver State Solutions Data



*56% of job postings specified an employer*



# Limitations

---

- ❑ Jobs requiring low skills/low wages tend to use alternative methods of attracting job seekers and are under represented in online ads.
- ❑ Internal company hiring and union hiring are often not captured by online ads.
- ❑ Online job posting volume does not necessarily correlate with the level of job openings or hiring.
- ❑ The percentage of job postings that specify a certification is small limiting how representative the data is.
- ❑ Algorithmic ad parsing can lead to miscoding occupations and skills due to similarities between abbreviations and other letter combinations, etc.
- ❑ In online job postings Burning Glass reports licenses and certifications together.
- ❑ The mean salary data in job postings reflects the salary listed by employers in job postings, adjusted to be equivalent to a full-time, annual wage. If a salary range is specified, the median of the range used.
- ❑ High ad volume often occurs for occupations/industries that are having difficulty finding qualified candidates, high turnover positions/recurring openings, or when companies are building large candidate pools.
- ❑ Online job postings should only be used with caution when developing/analyzing time series trends due to the constant changes in the rate of online advertising usage and in the methods used for collecting the data.





# For Additional Information, Please Contact

## Nevada Department of Employment, Training and Rehabilitation Research and Analysis Bureau

Bill Anderson  
Chief Economist  
[wdanderson@nvdetr.org](mailto:wdanderson@nvdetr.org)

Christopher Robison  
Supervising Economist  
[c-robison@nvdetr.org](mailto:c-robison@nvdetr.org)

Dionny McDonnell  
Economist  
[drmcdonnell@nvdetr.org](mailto:drmcdonnell@nvdetr.org)

(775) 684-0450  
<http://www.nevadaworkforce.com>  
follow us on Twitter @nvlabormarket

*Silver State Solutions is Nevada's employment, career, and education resource. Powered by Burning Glass Technologies, it provides career guidance, a real-time job bank and personalized employment matching for jobseekers and offers a searchable workforce database for businesses looking for qualified candidates. Within Solutions' suite of tools is the Labor Insight application, which generates real-time labor market information via current assessments of online job posting activity.*

