

NEVADA REAL-TIME LABOR MARKET INFORMATION



Nevada
12-Months Ending June 2016





Executive Summary

- ❑ From July 2015 - June 2016, there were 254,200 job postings in Nevada.
 - ❑ The most recent employment numbers from the QCEW program (2016:IQ) show an increase of 39,500 jobs over-the-year. In contrast, over the same period, there were 215,900 job postings.
- ❑ During the last 12 months, ending in June, there were 108,000 full-time postings (88.4% of the total) and 14,200 part-time postings. Similarly, the Current Population Survey data shows 76.4% of current employment is full-time.
- ❑ Year-to-date (2016:IQ), weekly wages in Nevada averaged \$875.
- ❑ The industries with the largest volume of job ads were: traveler accommodation, general medical/surgical hospitals, and insurance carriers.
 - ❑ Traveler accommodation came in at 24,000 ads from July 2015 – June 2016.
 - ❑ Using the most recent data from QCEW (through 2016:IQ) there was a year-over-year decrease of 3,400 jobs in the traveler accommodation industry.





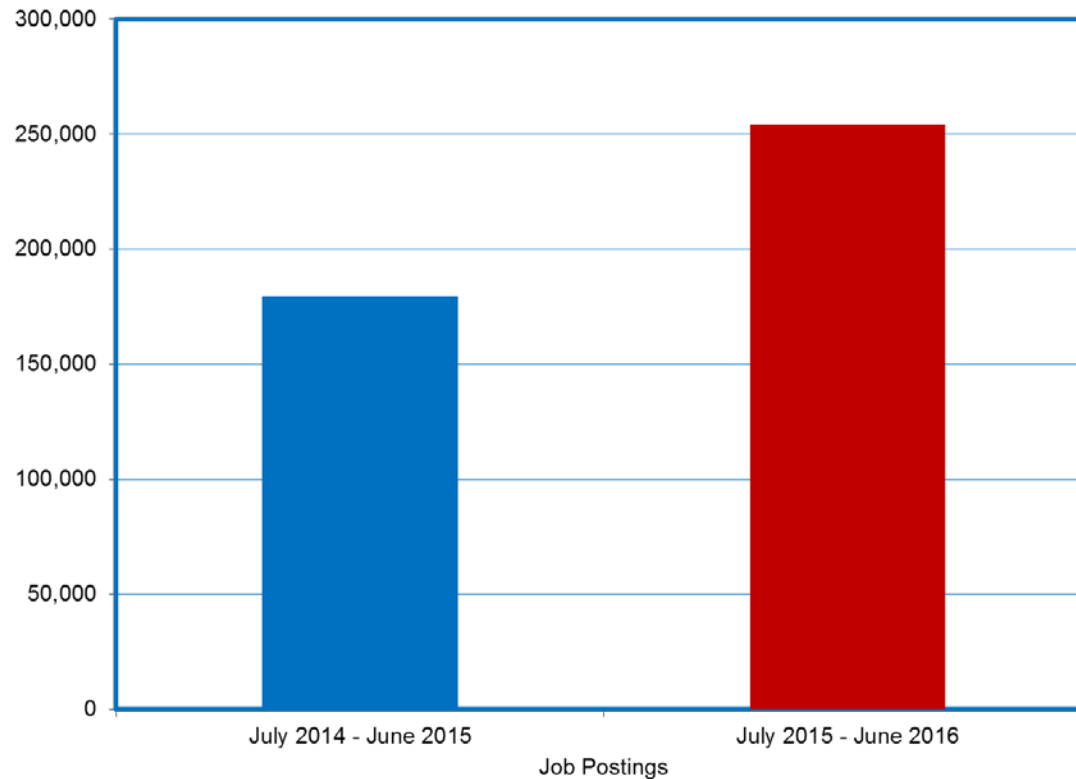
Executive Summary Continued

- ❑ The occupations with the largest volume of job ads were: registered nurses, wholesale/manufacturing sales representatives (except technical/scientific products), and retail salespersons.
- ❑ Registered nurses came in at 12,400 ads from July 2015 - June 2016.
 - ❑ The most recent data from OES shows there were 19,500 registered nurse jobs reported in 2016.
- ❑ The specialized skills most requested in job ads were: customer service, Microsoft Excel, and sales.
- ❑ The baseline skills most requested in job postings were: communication skills, writing skills, and English skills.
- ❑ The employer with the most job postings was MGM Resorts International, with 5,600 ads.
- ❑ There are significant limitations in the use of online job postings. For a list of these limitations see second to last page of this report.



254,200 Total Job Ads from July 2015 – June 2016

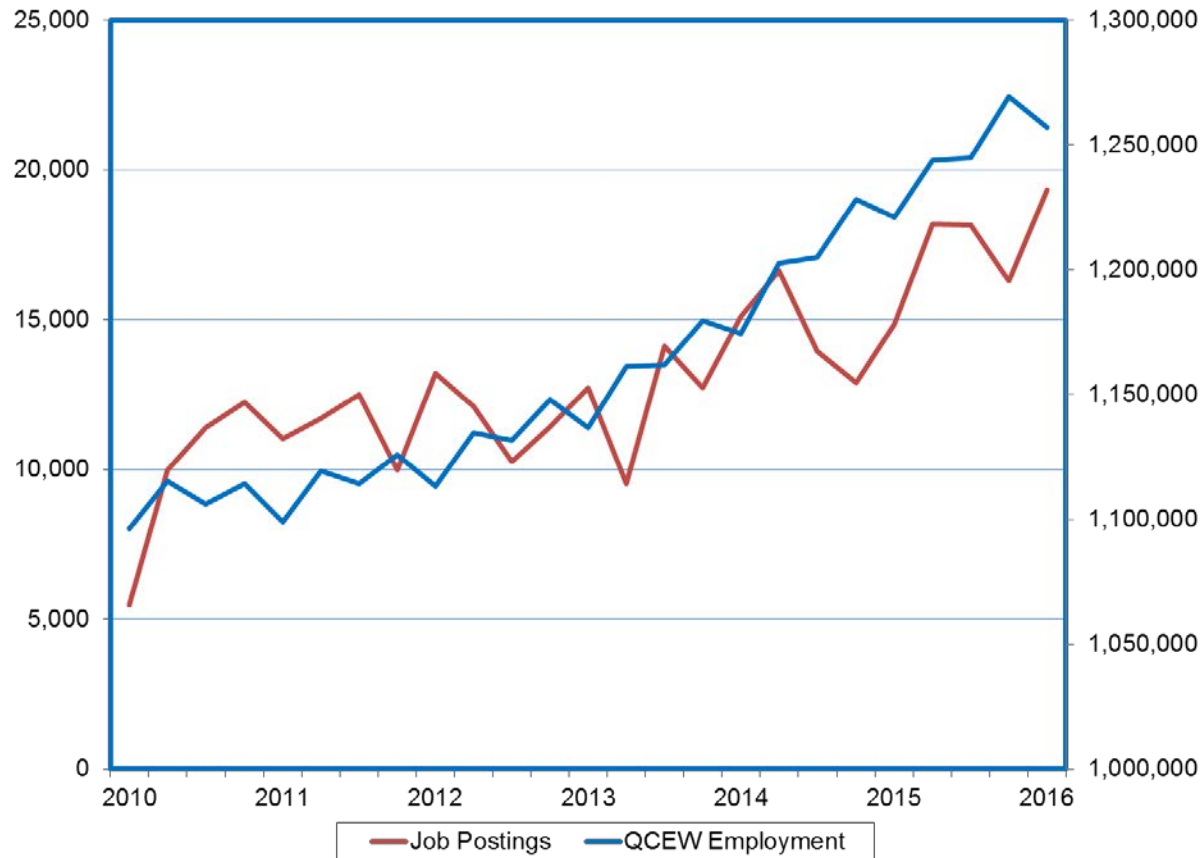
Job Postings



The Nevada Department of Employment, Training and Rehabilitation is a proactive workforce & rehabilitation agency

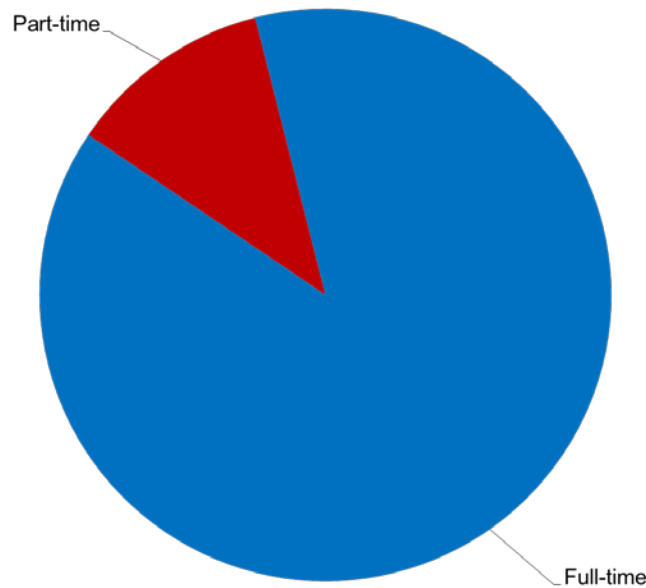
39,500 Jobs Added in Year Ending 2016:1Q (Y-O-Y); 215,900 Job Postings During Same Period

QCEW Employment Data vs. Burning Glass Job Postings

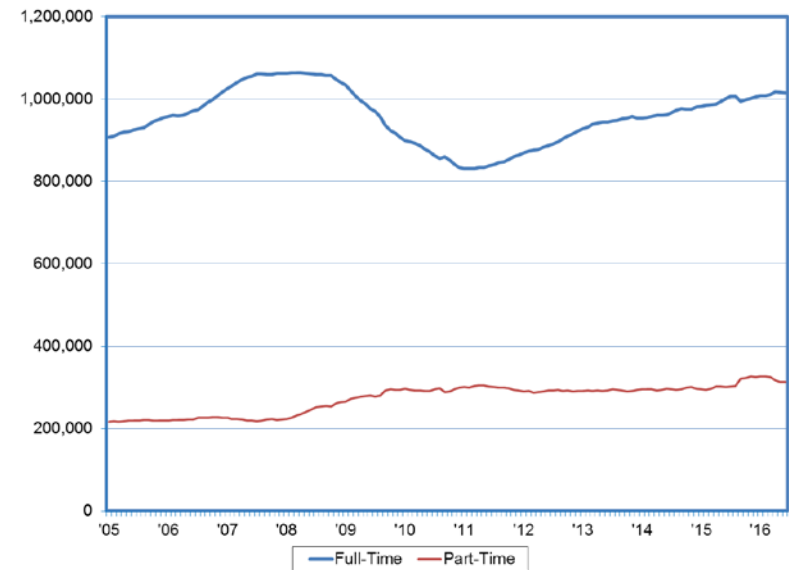


108,000 Full-Time Ads, 14,200 Part-Time Ads; Meanwhile, 76% of Employment is Full-Time in June

Full-Time and Part-Time Job Postings; Burning Glass Data vs Current Population Survey
Employment Data



Burning Glass



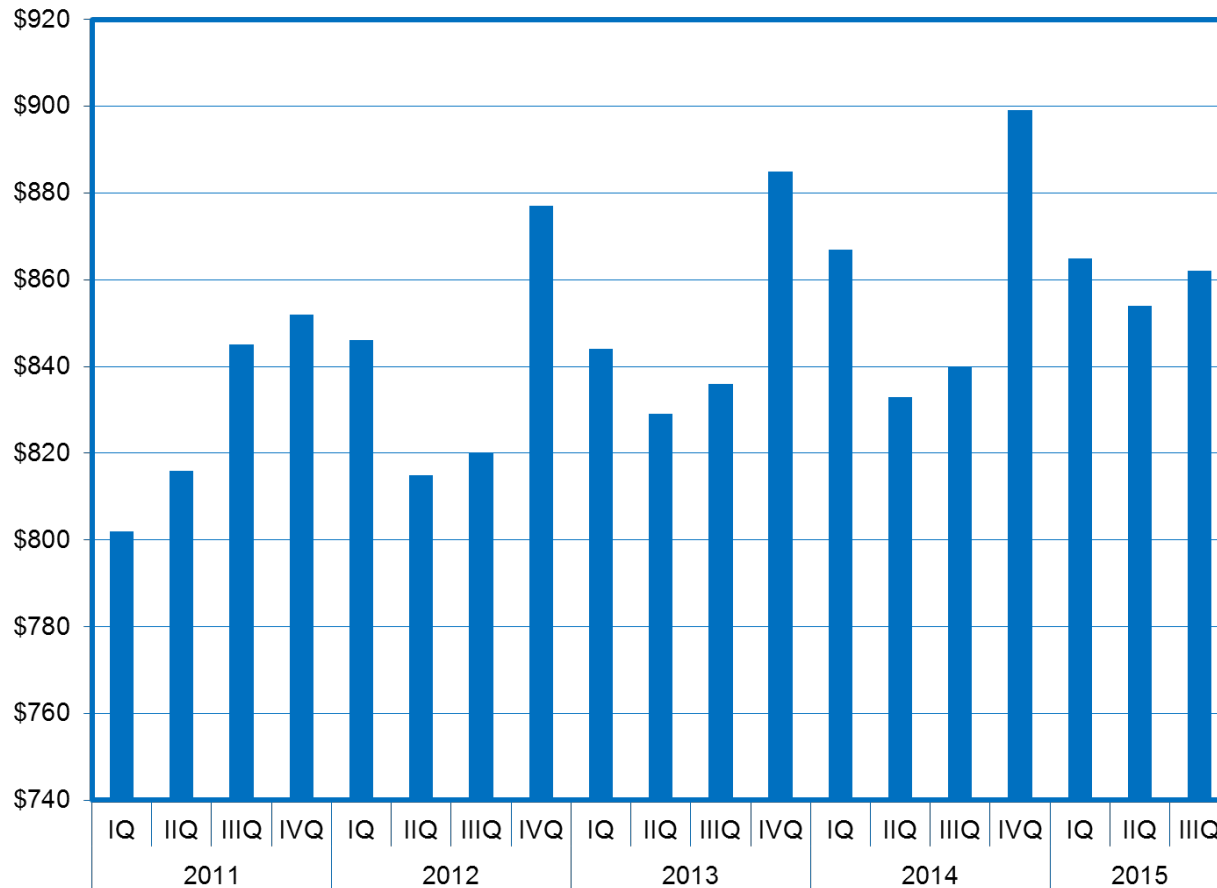
Current Population Survey

52% of job postings specified whether the position was full-time or part-time



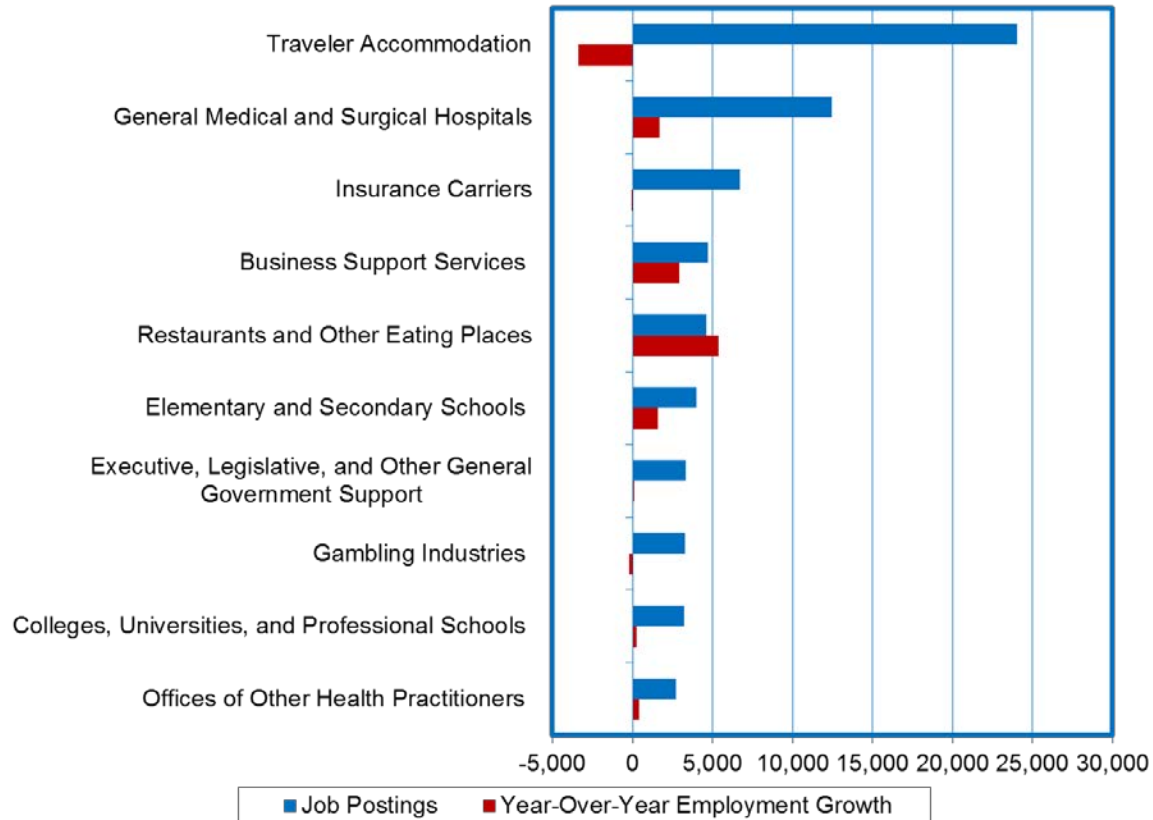
Average Weekly Wage of \$875 Year to Date (2016:IQ)

Quarterly Census of Employment and Wages Data



24,000 Postings in Traveler Accommodation; Meanwhile, Traveler Accommodation Lost 3,400 Jobs in Year Ending 2016:1Q (Y-O-Y)

Largest Industries; QCEW Employment Data vs. Burning Glass Job Postings

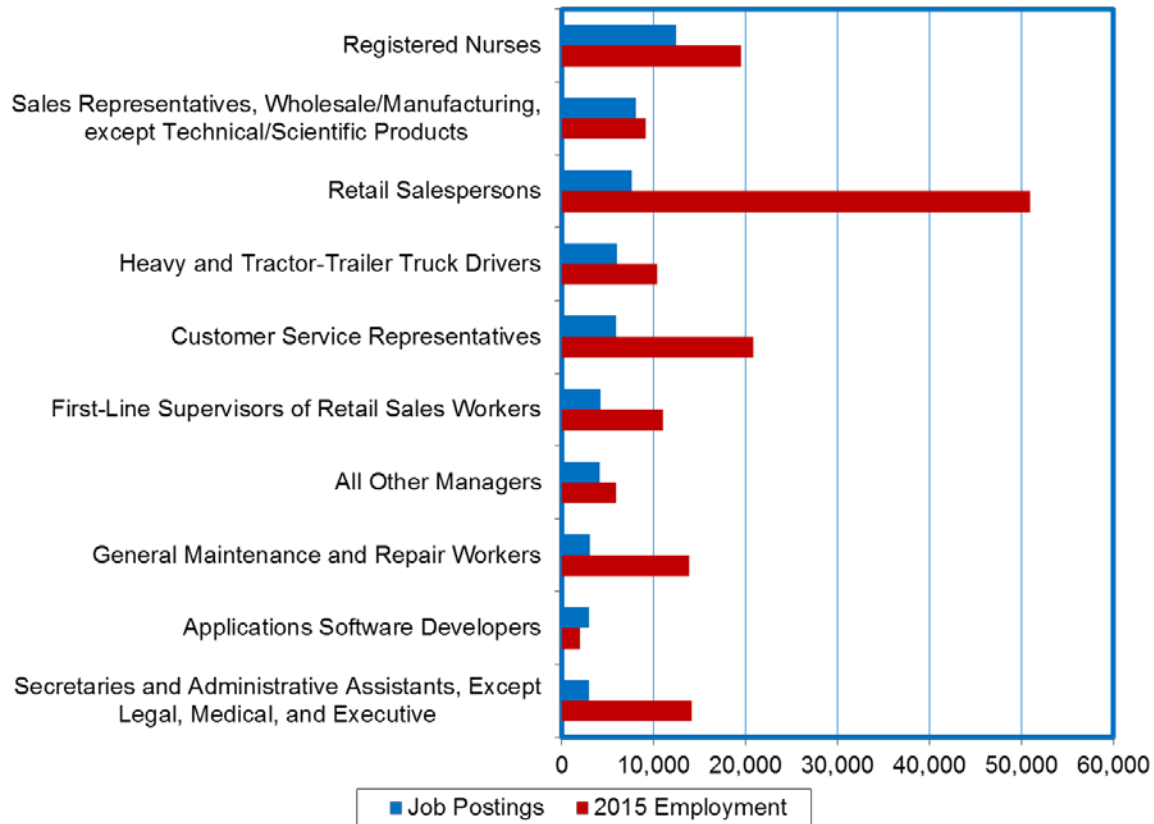


67.7% of job postings included industry information.



12,400 Registered Nurse Job Ads; Meanwhile, RN Employment registers at 19,500 in 2015

Largest Occupations in Demand; Burning Glass Data vs OES Employment Data

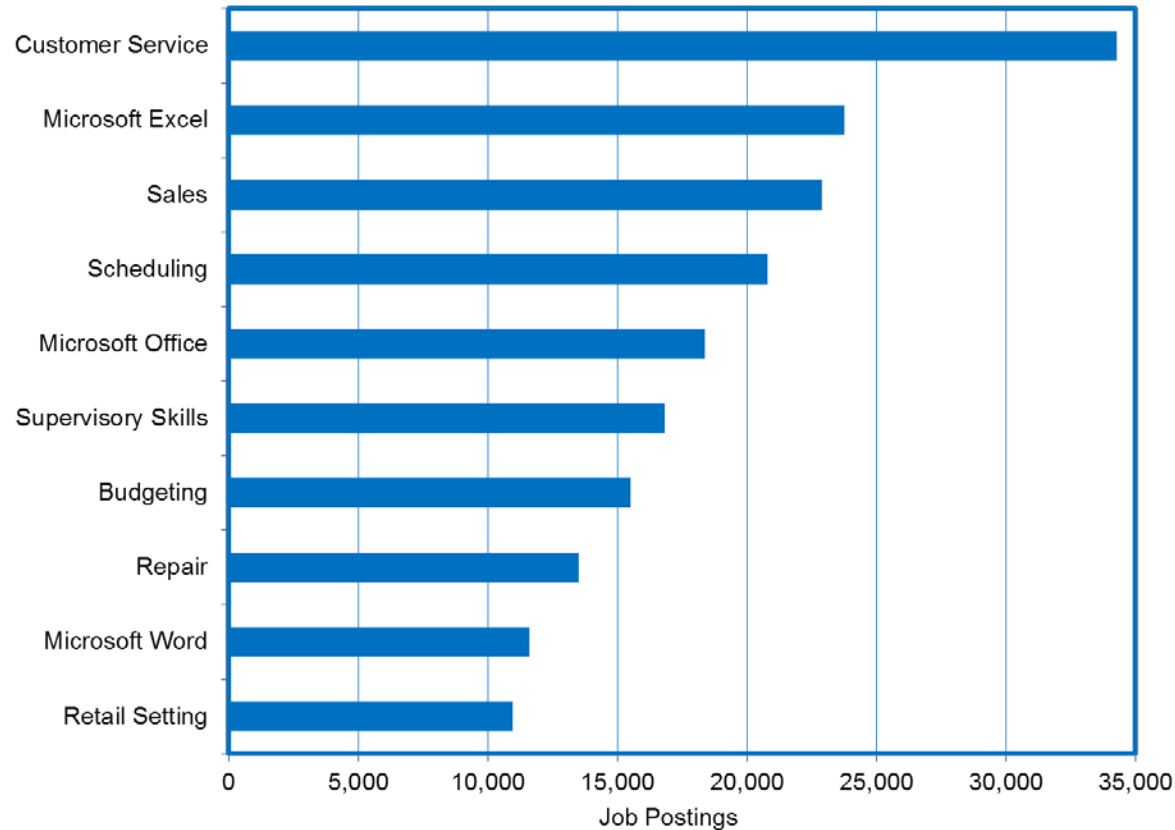


97% of job postings specified an occupation



Customer Service Skills Requested in 34,300 Job Ads

Most Requested Specialized Skills; Burning Glass Data

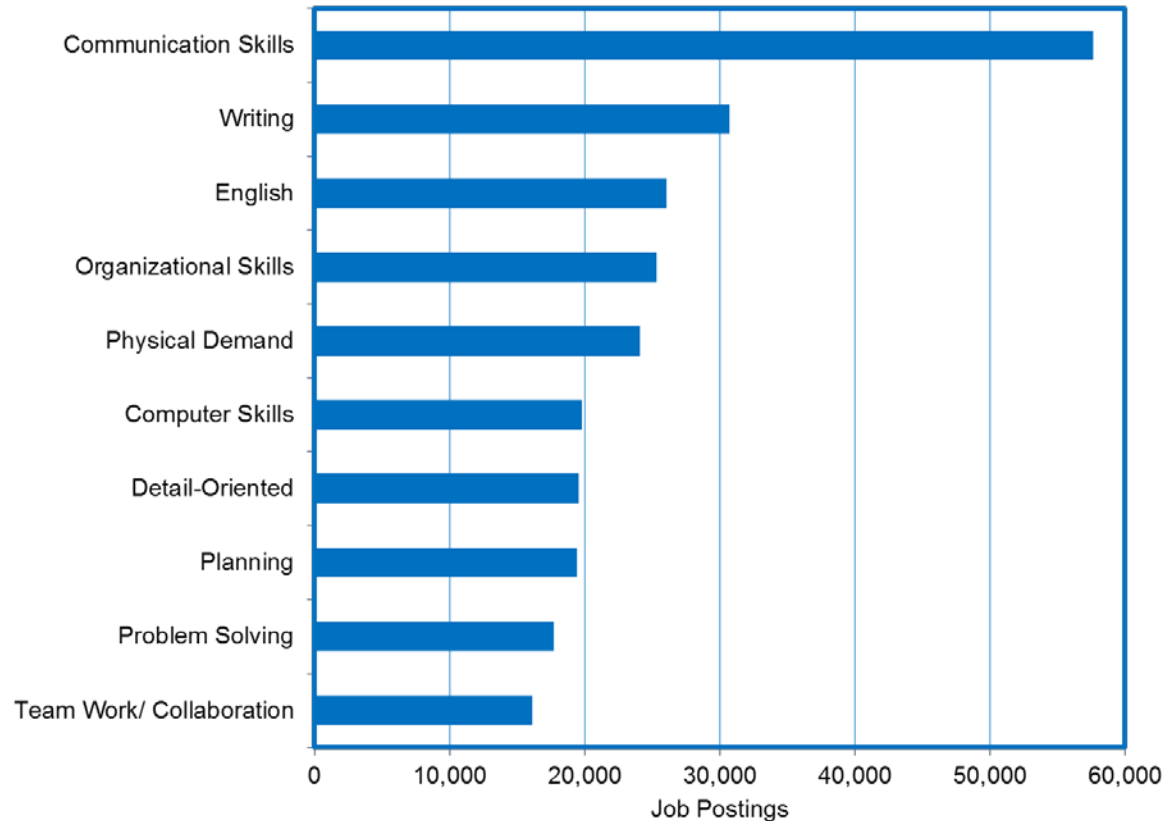


76.2% of job postings included industry information.



Communication Skills Requested in 57,600 Job Ads

Most Requested Baseline Skills; Burning Glass Data

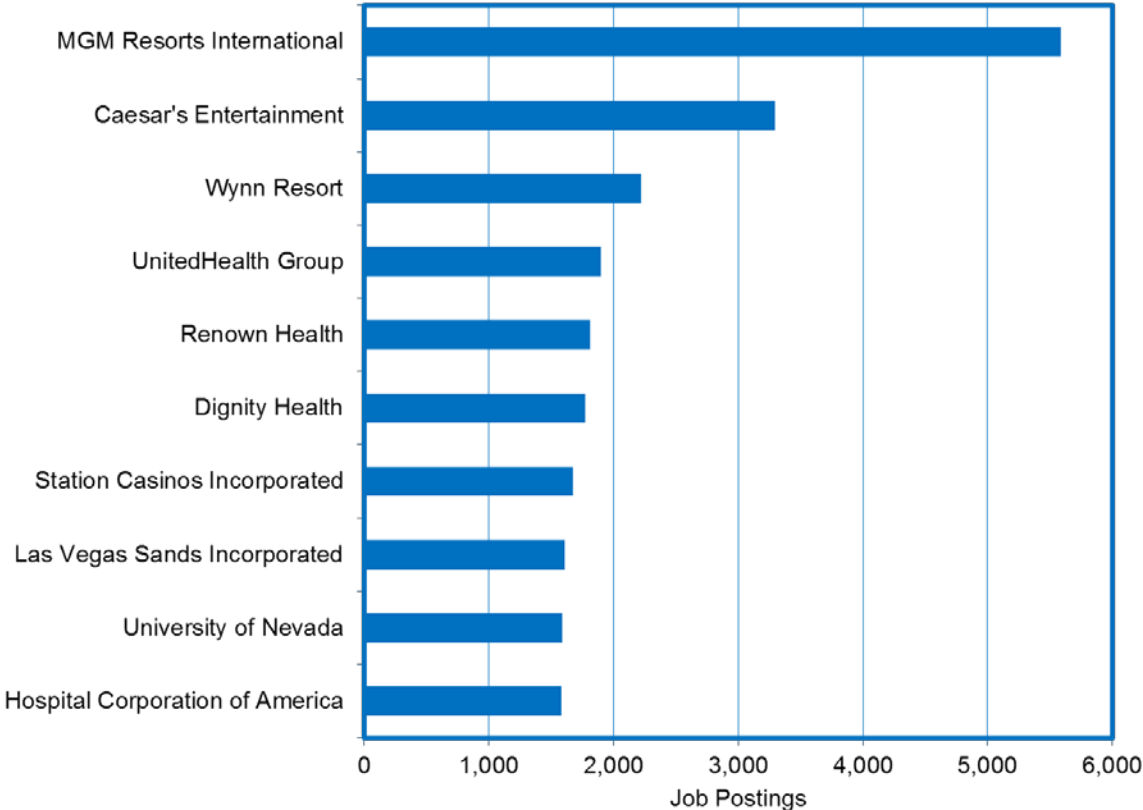


76.2% of job postings included industry information.



MGM Resorts International posted 5,600 Ads

Top Employers; Burning Glass Data



67.8% of job postings specified an employer





Limitations

- ❑ Jobs requiring low skills/low wages tend to use alternative methods of attracting job seekers and are under represented in online ads.
- ❑ Internal company hiring and union hiring are often not captured by online ads.
- ❑ Online job posting volume does not necessarily correlate with the level of job openings or hiring.
- ❑ The percentage of job postings that specify a certification is small limiting how representative the data is.
- ❑ Algorithmic ad parsing can lead to miscoding occupations and skills due to similarities between abbreviations and other letter combinations, etc.
- ❑ In online job postings Burning Glass reports licenses and certifications together.
- ❑ The mean salary data in job postings reflects the salary listed by employers in job postings, adjusted to be equivalent to a full-time, annual wage. If a salary range is specified, the median of the range used.
- ❑ High ad volume often occurs for occupations/industries that are having difficulty finding qualified candidates, high turnover positions/recurring openings, or when companies are building large candidate pools.
- ❑ Online job postings should only be used with caution when developing/analyzing time series trends due to the constant changes in the rate of online advertising usage and in the methods used for collecting the data.





For Additional Information, Please Contact

Nevada Department of Employment, Training and Rehabilitation Research and Analysis Bureau

Bill Anderson
Chief Economist
wdanderson@nvdetr.org

Christopher Robison
Supervising Economist
c-robison@nvdetr.org

Dionny McDonnell
Economist
drmcdonnell@nvdetr.org

(775) 684-0450
<http://www.nevadaworkforce.com>
follow us on Twitter @nvlabormarket

Silver State Solutions is Nevada's employment, career, and education resource. Powered by Burning Glass Technologies, it provides career guidance, a real-time job bank and personalized employment matching for jobseekers and offers a searchable workforce database for businesses looking for qualified candidates. Within Solutions' suite of tools is the Labor Insight application, which generates real-time labor market information via current assessments of online job posting activity.

