

# NEVADA REAL-TIME LABOR MARKET INFORMATION



## Health Care Sector 12-Months Ending March 2017





# Executive Summary

---

- ❑ From April 2016 – March 2017, there were 21,600 online job postings in Nevada's health care sector.
  - ❑ The most recent employment numbers from the QCEW program (year ending 2016:IIIQ) show an increase of 1,500 jobs over-the-year. In contrast, over the same period, there were 23,200 online job postings.
- ❑ During the last 12 months ending in March, there were 12,000 full-time job postings (92.8% of the total) and 900 part-time job postings. The Current Population Survey data shows that 77% of current employment in all Nevada's industries is full-time.
- ❑ Year ending 2016:IIIQ, health care weekly wages in Nevada averaged \$1,370.
- ❑ The industries with the largest volume of online job ads were: general medical/surgical hospitals, offices of other health practitioners, and offices of physicians.
  - ❑ General medical/surgical hospitals came in at 11,700 ads from April 2016 – March 2017.
  - ❑ Using the most recent data from QCEW (year ending 2016:IIIQ) there was a year-over-year increase of 2,100 jobs in the general medical/surgical hospital industry.



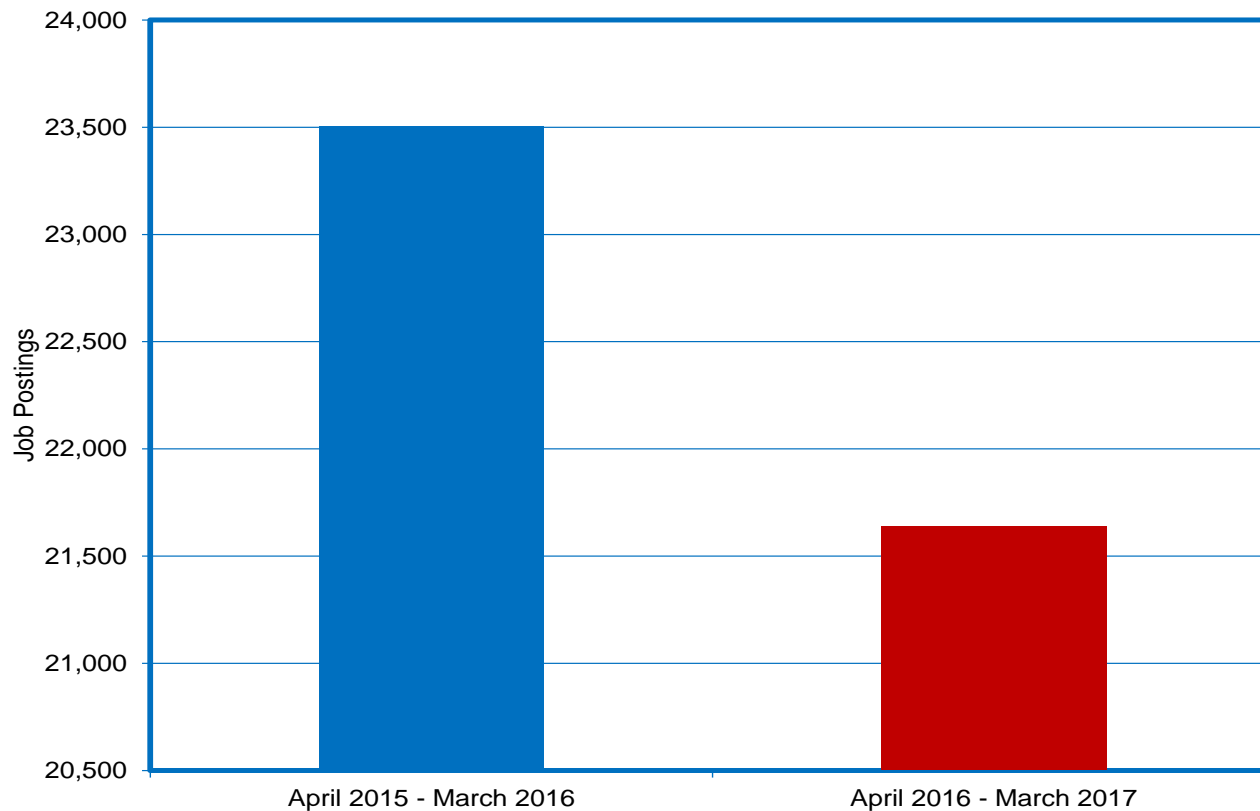
# Executive Summary Continued

- ❑ The occupations with the largest volume of job ads were: registered nurses, physical therapists, and medical/health service managers.
  - ❑ Registered nurses came in at 5,000 ads from April 2016 – March 2017.
  - ❑ The most recent data from Occupations Employment Statistics (OES) shows there were 19,500 registered nurse jobs reported in 2016.
- ❑ The specialized skills with the largest volume of job ads were: patient care, scheduling, and supervisory skills
- ❑ The baseline skills with the largest volume of job postings were: communication skills, planning, and writing.
- ❑ The employer with the most online job postings was Hospital Corporation of America, with 2,100 ads.
- ❑ There are significant limitations in the use of online job postings. For a list of these limitations see last page of this report.



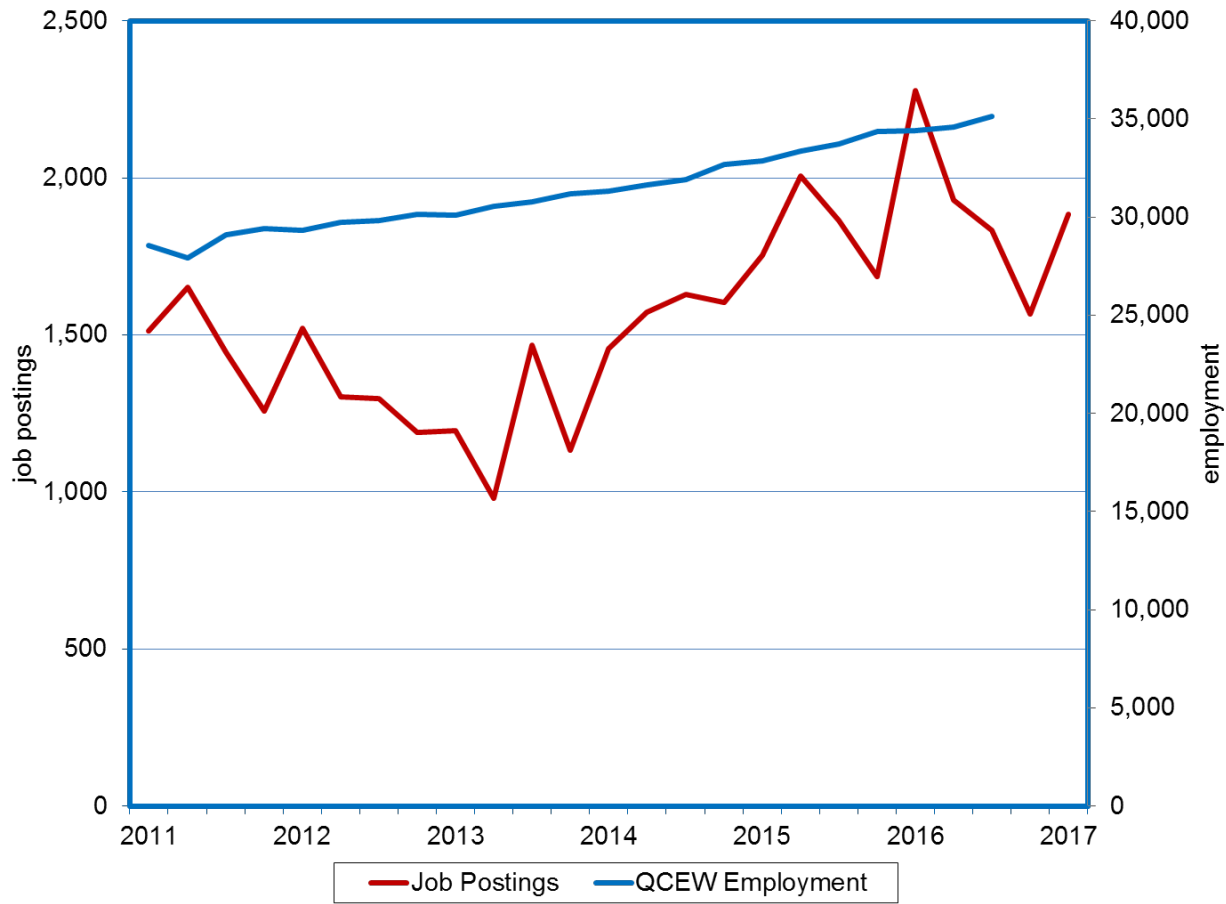
# 21,600 Total Jobs Ads from April 2016 – March 2017

## Job Postings



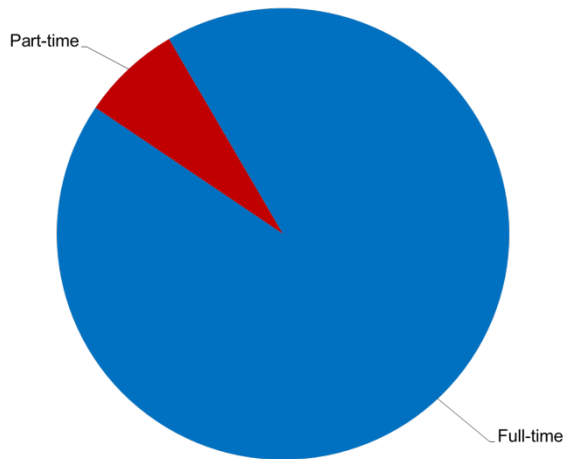
# 1,500 Jobs Added in Year Ending 2016:IIIQ (Y-O-Y); 23,200 Online Job Postings During Same Period

QCEW Employment Data vs. Silver State Solutions Job Postings

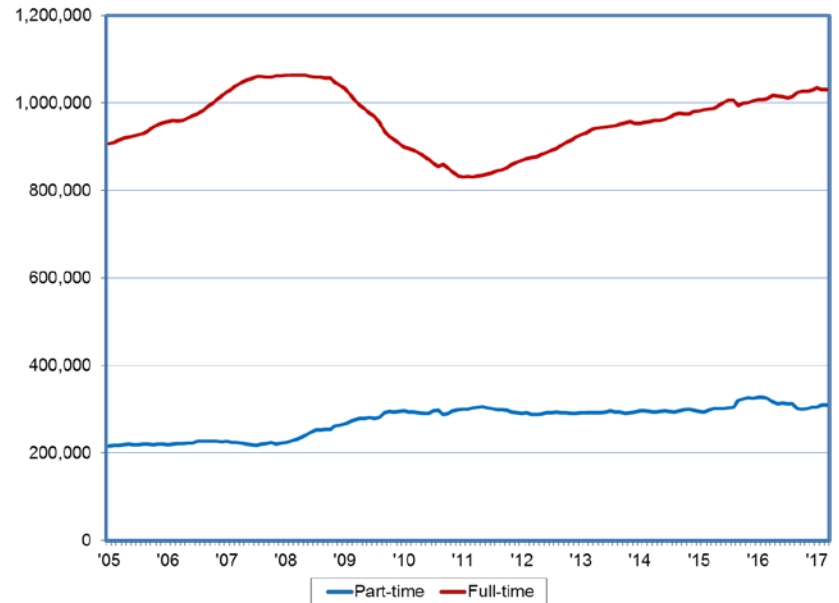


# 12,000 Full-Time Ads, 900 Part-Time Ads: Meanwhile, 77% of Employment is Full-Time in March

Full-Time and Part-Time Job Postings; Silver State Solutions Data vs Current Population Survey Employment Data



Burning Glass  
(Includes health care industries)



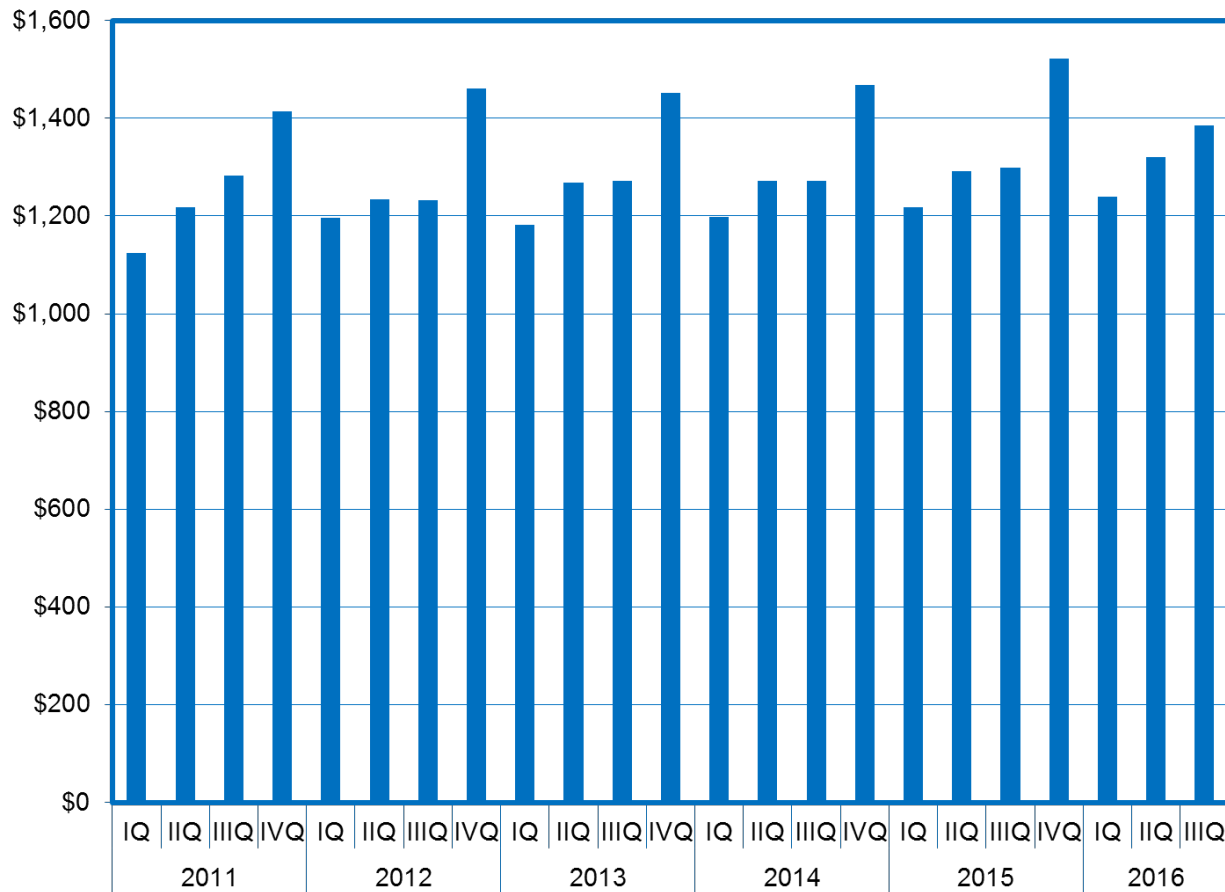
Current Population Survey  
(Includes all industries)

*59.8% of job postings specified whether the position was full-time or part-time*



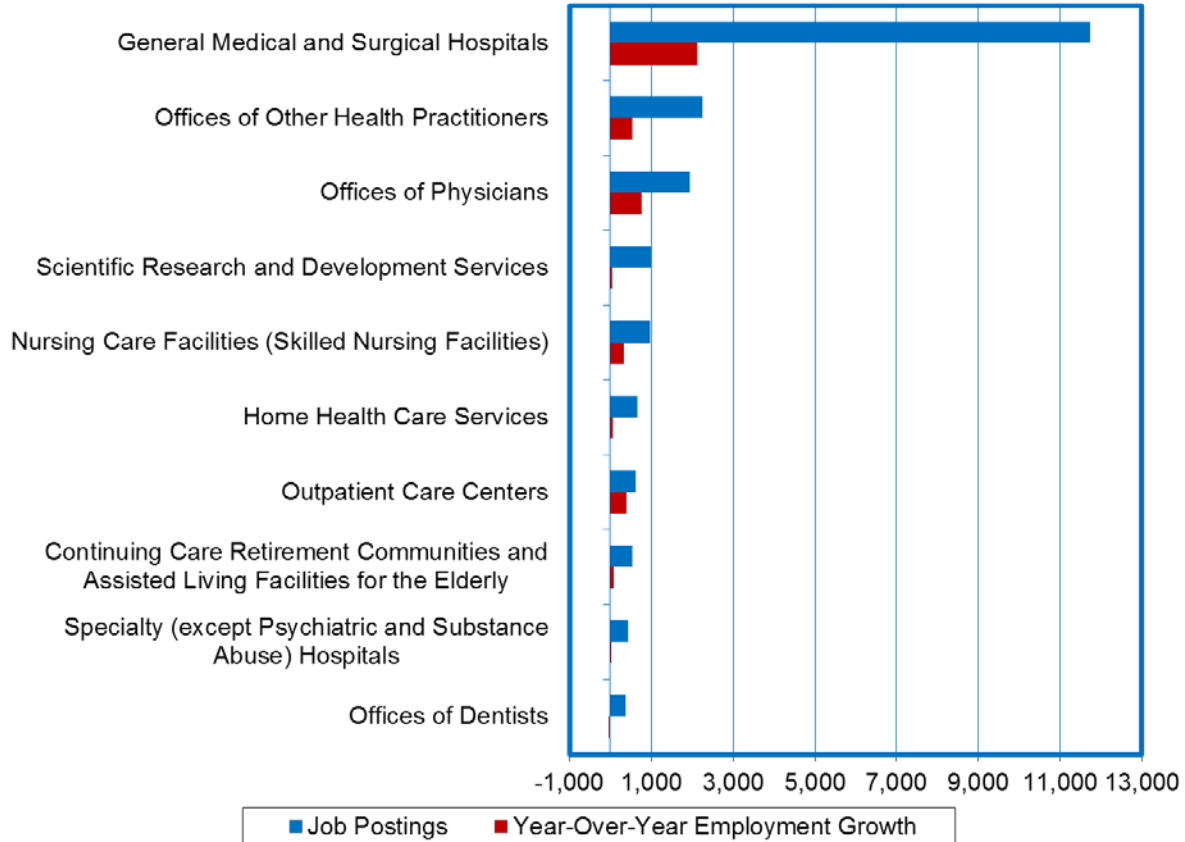
# Average Weekly Wage of \$1,370 in Year Ending 2016:IIIQ

Quarterly Census of Employment and Wages Data



# 11,700 Postings in General Medical/Surgical Hospitals; Meanwhile, 2,100 Jobs Gained in Industry during Year Ending 2016:IIIQ (Y-O-Y)

Largest Industries; QCEW Employment Data vs Silver State Solutions Job Postings



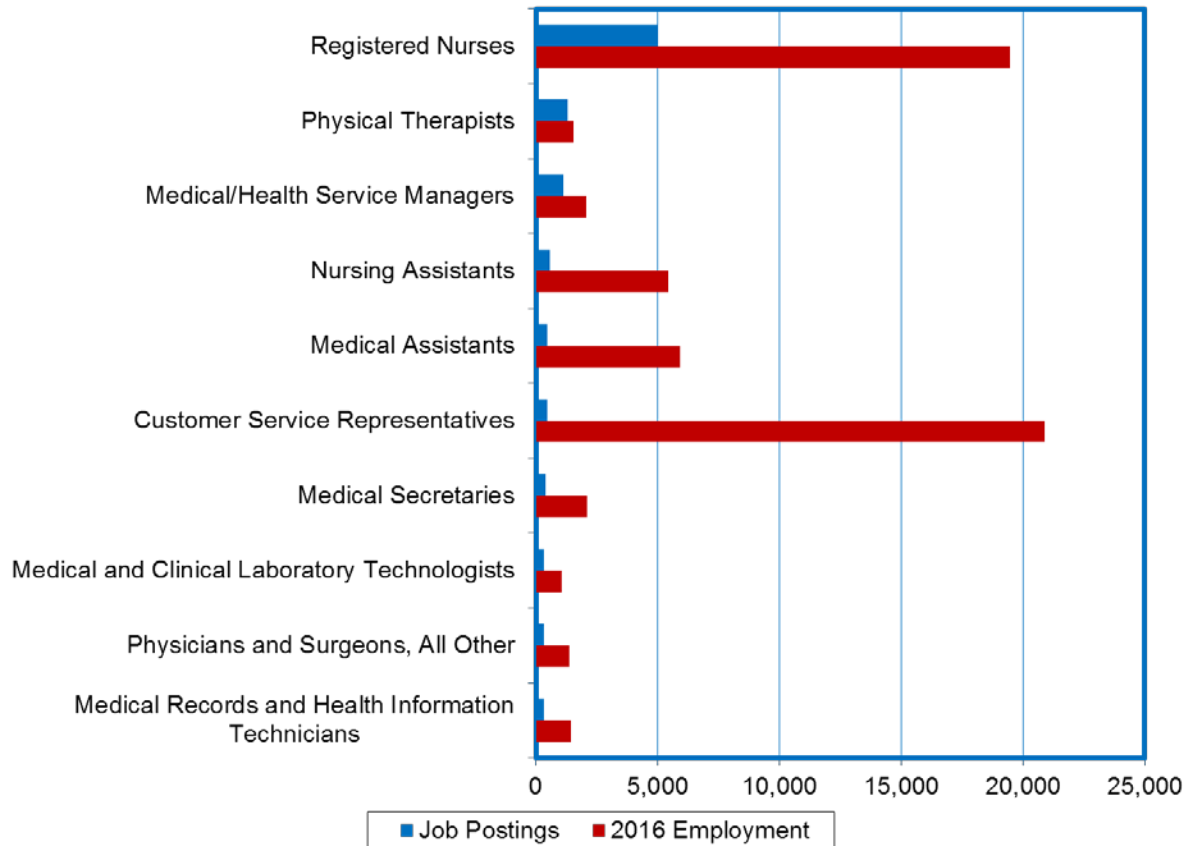
*100% of job postings specified an industry*





# 5,000 Registered Nurse Job Ads; Meanwhile, Employment registered at 19,500 in 2016

Top Occupations in Demand; Silver State Solutions Data vs OES Employment Data

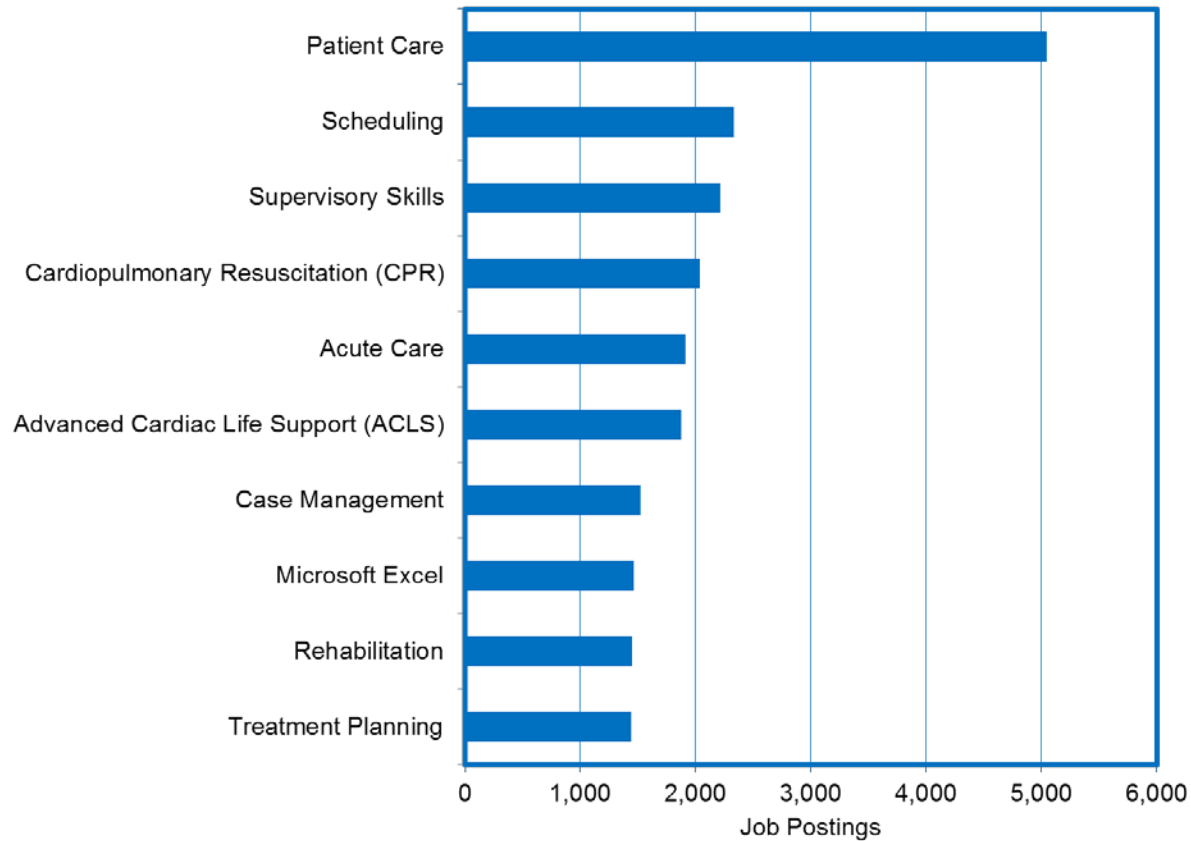


97.7% of job postings specified an occupation



# Patient Care Skills requested in 5,000 Job Ads

## Most Requested Specialized Skills; Silver State Solutions Data

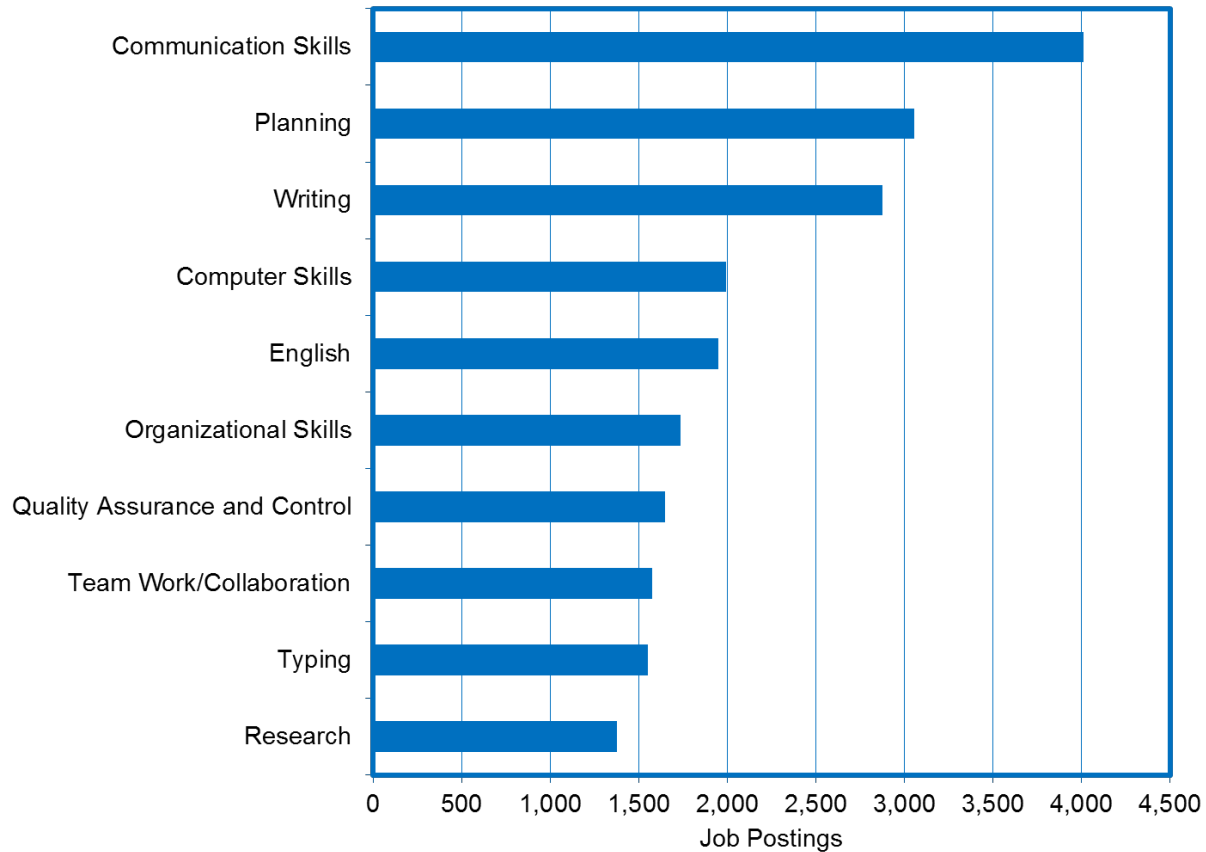


78.3% of job postings specified specialized skills information



# Communication Skills requested in 4,000 Job Ads

## Most Requested Baseline Skills; Silver State Solutions Data

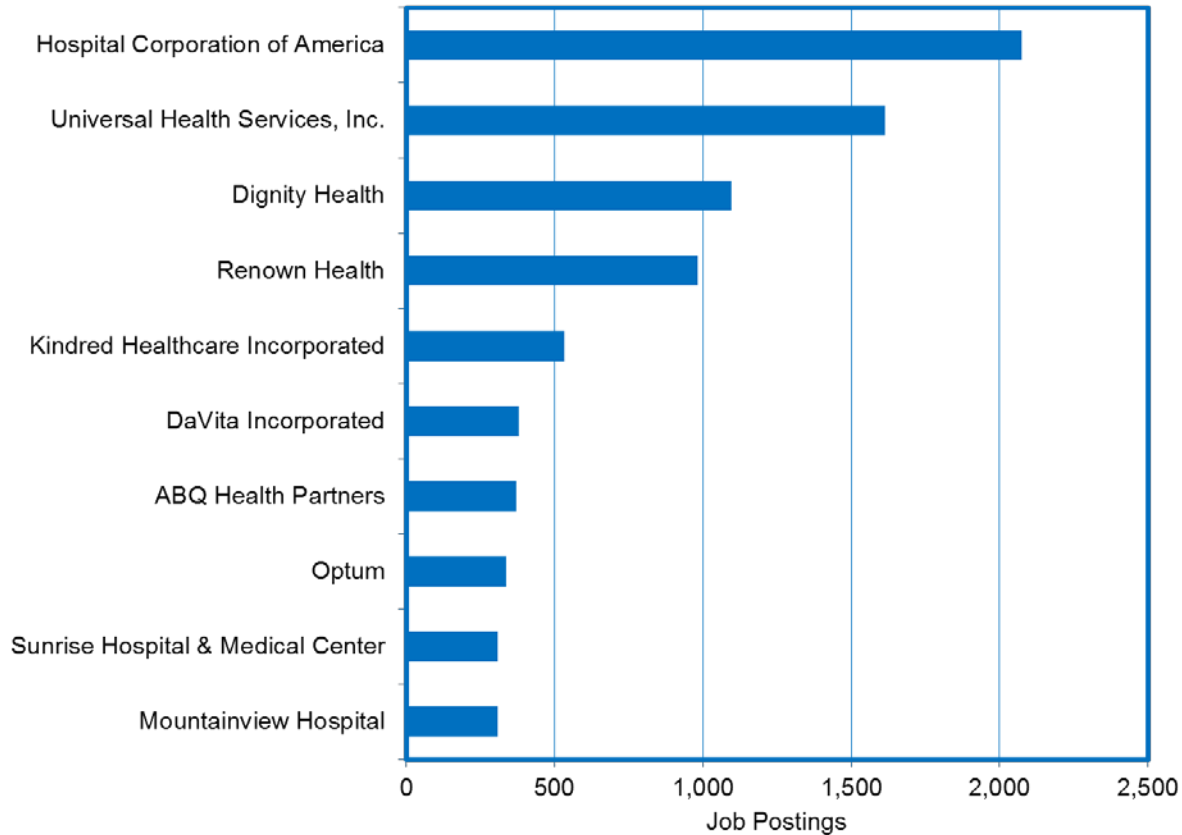


78.3% of job postings specified baseline skills information



# Hospital Corporation of America posted 2,100 Ads

Top Employers; Silver State Solutions Data



*77.6% of job postings specified an employer*



# Limitations

---

- ❑ Jobs requiring low skills/low wages tend to use alternative methods of attracting job seekers and are under represented in online ads.
- ❑ Internal company hiring and union hiring are often not captured by online ads.
- ❑ Online job posting volume does not necessarily correlate with the level of job openings or hiring.
- ❑ The percentage of job postings that specify a certification is small limiting how representative the data is.
- ❑ Algorithmic ad parsing can lead to miscoding occupations and skills due to similarities between abbreviations and other letter combinations, etc.
- ❑ In online job postings Burning Glass reports licenses and certifications together.
- ❑ The mean salary data in job postings reflects the salary listed by employers in job postings, adjusted to be equivalent to a full-time, annual wage. If a salary range is specified, the median of the range used.
- ❑ High ad volume often occurs for occupations/industries that are having difficulty finding qualified candidates, high turnover positions/recurring openings, or when companies are building large candidate pools.
- ❑ Online job postings should only be used with caution when developing/analyzing time series trends due to the constant changes in the rate of online advertising usage and in the methods used for collecting the data.



# For Additional Information, Please Contact

## Nevada Department of Employment, Training and Rehabilitation Research and Analysis Bureau

Bill Anderson  
Chief Economist  
[wdanderson@nvdetr.org](mailto:wdanderson@nvdetr.org)

Christopher Robison  
Supervising Economist  
[c-robison@nvdetr.org](mailto:c-robison@nvdetr.org)

Chelsea Walburg  
Economist  
[cmwalburg@nvdetr.org](mailto:cmwalburg@nvdetr.org)

(775) 684-0450  
<http://www.nevadaworkforce.com>  
follow us on Twitter @nvlabormarket

*Silver State Solutions is Nevada's employment, career, and education resource. Powered by Burning Glass Technologies, it provides career guidance, a real-time job bank and personalized employment matching for jobseekers and offers a searchable workforce database for businesses looking for qualified candidates. Within Solutions' suite of tools is the Labor Insight application, which generates real-time labor market information via current assessments of online job posting activity.*

